欧耐达



天津欧耐达传动机械贸易有限公司

Tianjin OuNaiDa Transmissions Machinery Co., Ltd.

企业文化 Corporate culture

Tianjin OuNaiDa Transmissions Machinery Co., Ltd. has manufactured gear pinions, gear racks, timing pulleys, belt pulleys, roller chain, sprockets for more than 20 years. We have our own factory and professional team.

You will get from our company:
1.Stable Quality.
2.Lower price-Not cheapest but the lowest at the same quality.
3.Good service-Satisfactory service before and after sale.
4.Professional design team and sales department for your service.
5.Direct manufacturers.
6.OEM & ODM available.
7.The punctual delivery of goods,quality and quantity guaranteed

原材料

数控精加工

热处理


滚齿

主营产品：

（目录）Directory

同步带轮 **Timing Pulley**

03 ----------MXL

04 ----------XL

06 ----------L

09 ----------H

12 ----------XH

13 ----------XXH

14 ----------T2.5

15 ----------T5

17 ----------T10

20 ----------T20

22 ----------AT5

24 ----------AT10

26 ----------3M

29 ----------5M

31 ----------8M

34 ----------14M

35 ----------20M

同步带 **Timing Belt**

36 ----------MXL

37 ----------XL

38 ----------L

39 ----------H

40 ----------XH XXH T2.5

41 ----------T5

42 ----------T10

43 ----------T20

44 ----------3M

45 ----------5M

46 ----------8M

47 ----------14M 20M

48 ----------S2M S3M

49 ----------S5M

50 ----------S8M

51 ----------S14M

MXL 标准宽度 025 / MXL standard width 025

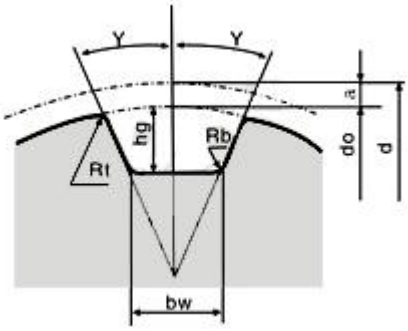

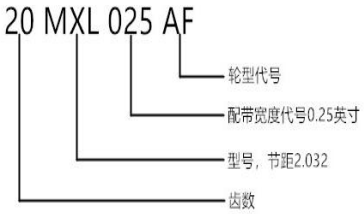

Structure

Belt width: 0.25 inch

Type, pitch: 2.032 mm

Teeth number

同步带轮基本形状结构图例/Timing belt pulley structure legend

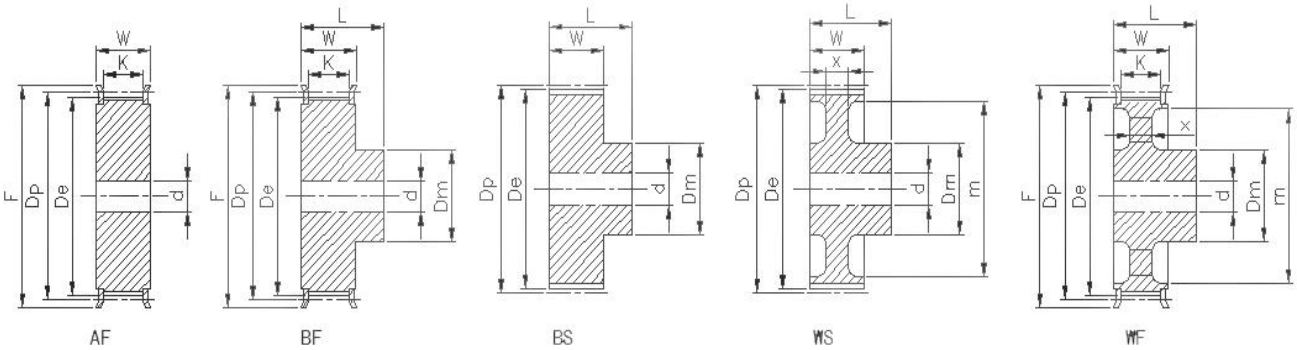

Type	Teeth No.	Pitch Dia	Out dia	W	L	K	X	Hub dia	Hole	Flange out dia	Flange inner dia
规格	齿数	节径	外径					轮毂直径	内孔	档边外径	档边内径
22MXL	22	14.23	13.72	11	16	7	-	9	6	18	11
23MXL	23	14.88	14.37	11	16	7	-	10	6	20	12
24MXL	24	15.52	15.02	11	16	7	-	10	6	20	12
25MXL	25	16.17	15.66	11	16	7	-	10	6	23	12
26MXL	26	16.82	16.31	11	16	7	-	10	6	23	12
27MXL	27	17.46	16.96	11	16	7	-	11	7	23	13
28MXL	28	18.11	17.60	11	16	7	-	11	7	23	13
30MXL	30	19.40	18.90	11	16	7	-	11	7	23	13
32MXL	32	20.70	20.19	11	16	7	-	13	8	26	16
36MXL	36	23.29	22.78	11	16	7	-	15	10	28	18
40MXL	40	25.87	25.36	11	18	7	-	17	10	31	20
-	-	-	-	-	-	-	-	-	-	-	-
-	-	-	-	-	-	-	-	-	-	-	-
-	-	-	-	-	-	-	-	-	-	-	-

XL 标准宽度 037/ XL standard width 037

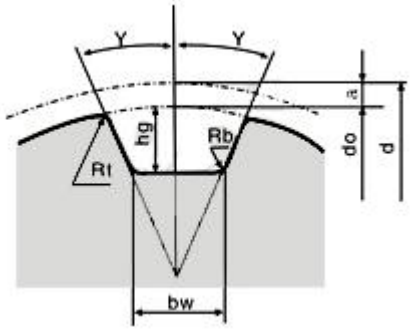

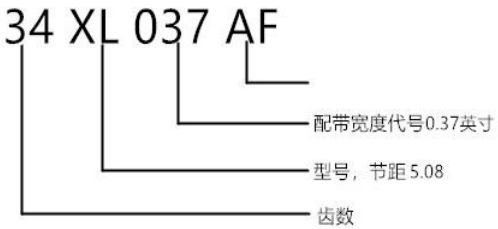

Structure

Belt width: 0.37 inch

Type, pitch: 5.08 mm

Teeth number

同步带轮基本形状结构图例/Timing belt pulley structure legend

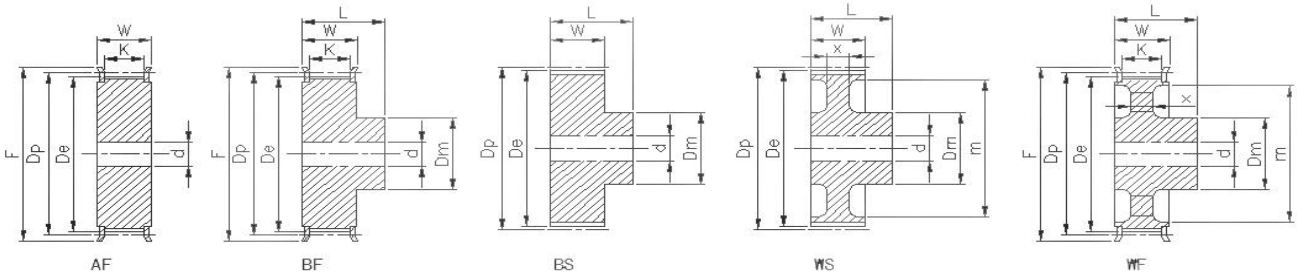

Type	TeethNo.	Pitch Dia	Out dia	W	L	K	X	Hub dia	Hole	Flange out dia	Flange inner dia
规格	齿数	节径	外径					轮毂直径	内孔	档边外径	档边内径
12XL	12	19.40	18.90	15	23	11	-	10	6	25	14
14XL	14	22.64	22.13	15	23	11	-	15	6	28	18
15XL	15	24.26	23.75	15	23	11	-	15	6	28	18
16XL	16	25.87	25.36	15	23	11	-	16	6	31	20
18XK	18	29.11	28.60	15	23	11	-	22	6	33	22
19XL	19	30.72	30.22	15	23	11	-	24	6	35	22
20XL	20	32.34	31.83	15	23	11	-	27	6	38	26
21XL	21	33.96	33.45	15	23	11	-	28	6	38	26
22XL	22	35.57	35.07	15	23	11	-	29	6	43	28
24XL	24	38.81	38.30	15	23	11	-	33	8	44	32
25XL	25	40.43	39.92	15	23	11	-	38	8	44	32
26XL	26	42.04	41.53	15	23	11	-	38	8	47	34
28XL	28	45.28	44.77	15	23	11	-	38	8	48	36
30XL	30	48.51	48.00	15	23	11	-	38	8	55	39
32XL	32	51.74	51.24	16	23	11	-	38	8	57	41
34XL	34	54.98	54.47	16	23	11	-	38	8	61	41
36XL	36	58.21	57.70	16	23	11	-	38	8	61	41
38XL	38	61.45	60.94	16	25	11	-	38	8	65	50
40XL	40	64.68	64.17	16	25	11	-	38	8	69	50
42XL	42	67.91	67.41	16	25	11	-	38	8	74	53
44XL	44	71.15	70.64	16	25	11	5	38	8	78	58
45XL	45	72.77	72.26	16	25	11	5	38	10	-	-
48XL	48	77.62	77.11	16	25	11	5	38	10	-	-

XL 标准宽度 050/ XL standard width 050

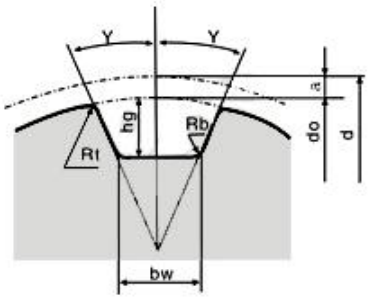

同步带轮基本形状结构图例/Timing belt pulley structure legend

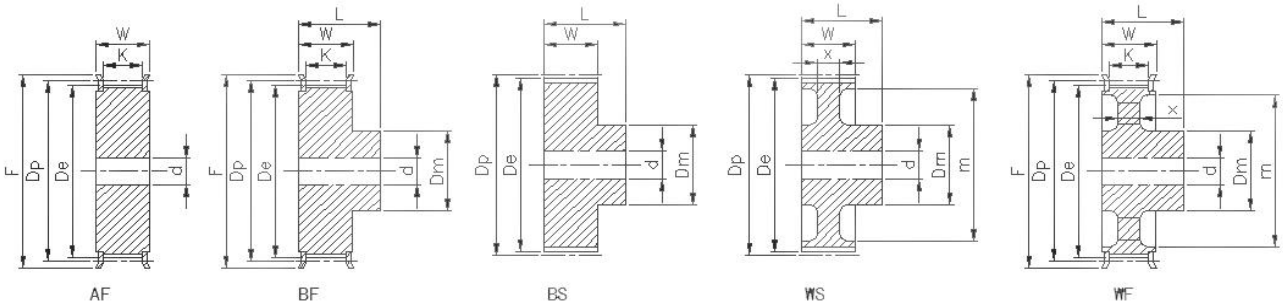

Type 规格	Teeth No. 齿数	Pitch Dia 节径	Out dia 外径	W	L	K	X	Hub dia 轮毂直径	Hole 内孔	Flange out dia 档边外径	Flange inner dia 档边内径
12XL	12	19.40	18.90	18	30	14	-	10	6	25	14
14XL	14	22.64	22.13	18	30	14	-	15	6	28	18
15XL	15	24.26	23.75	18	30	14	-	15	6	28	18
16XL	16	25.87	25.36	18	30	14	-	16	6	31	20
18XK	18	29.11	28.60	18	30	14	-	22	6	33	22
19XL	19	30.72	30.22	18	30	14	-	24	6	35	22
20XL	20	32.34	31.83	18	30	14	-	27	6	38	26
21XL	21	33.96	33.45	18	30	14	-	28	6	38	26
22XL	22	35.57	35.07	18	30	14	-	29	6	43	28
24XL	24	38.81	38.30	18	30	14	-	33	8	44	32
25XL	25	40.43	39.92	18	30	14	-	38	8	44	32
26XL	26	42.04	41.53	18	30	14	-	38	8	47	34
28XL	28	45.28	44.77	18	30	14	-	38	8	48	36
30XL	30	48.51	48.00	18	30	14	-	38	8	55	39
32XL	32	51.74	51.24	19	32	14	-	38	8	57	41
34XL	34	54.98	54.47	19	32	14	-	38	8	61	41
36XL	36	58.21	57.70	19	32	14	-	38	8	61	41
38XL	38	61.45	60.94	19	32	14	-	38	8	65	50
40XL	40	64.68	64.17	19	32	14	-	38	8	69	50
42XL	42	67.91	67.41	19	32	14	-	38	8	74	53
44XL	44	71.15	70.64	19	32	14	6	38	8	78	58
45XL	45	72.77	72.26	19	32	14	6	38	10	-	-
48XL	48	77.62	77.11	19	32	14	6	38	10	-	-

可按客户图纸定做非标产品；如按本公司型号生产，告知内孔与键槽即可。

Non-standard according to customer’s drawing; Standard according to catalog, customize hole and key-way.

L 标准宽度 075 /L standard width 075

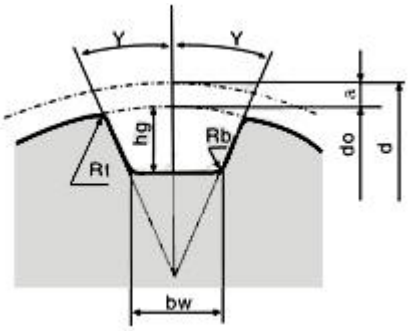

22 L 075 BS

- BS — 配带宽度代号0.75英寸 — Structure
- 075 — 型号，节距9.525 — Belt width: 0.75 inch
- L — Type, pitch: 9.525 mm
- 22 — 齿数 — Teeth number

同步带轮基本形状结构图例/Timing belt pulley structure legend

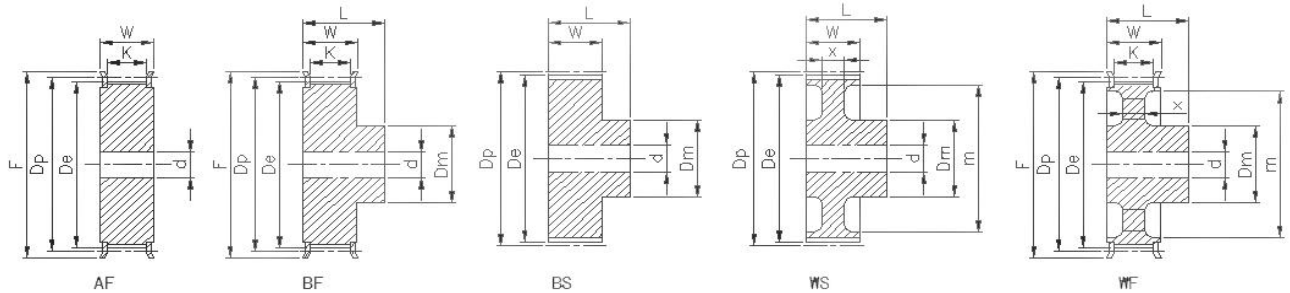

Type 规格	Teeth No. 齿数	Pitch Dia 节径	Out dia 外径	W	L	K	X	Hub dia 轮毂直径	Hole 内孔	Flange out dia 档边外径	Flange inner dia 档边内径
10L	10	30.32	29.56	26	38	21	-	20	8	-	-
12L	12	36.38	35.62	26	38	21	-	25	8	-	-
14L	14	42.45	41.68	26	38	21	-	30	10	-	-
15L	15	45.48	44.72	26	38	21	-	32	10	-	-
16L	16	48.51	47.75	26	38	21	-	34	12	-	-
17L	17	51.54	50.78	26	38	21	-	35	12	-	-
18L	18	54.57	53.81	26	38	21	-	36	12	-	-
19L	19	57.61	56.84	26	38	21	-	38	12	65	50
20L	20	60.64	59.88	26	38	21	-	40	12	65	50
21L	21	63.67	62.91	26	38	21	-	42	12	69	50
22L	22	66.70	65.94	26	38	21	-	44	12	74	53
24L	24	72.77	72.00	26	38	21	-	44	12	83	63
25L	25	75.80	75.04	26	38	21	-	44	12	86	66
26L	26	78.83	78.07	26	38	21	-	44	12	93	75
28L	28	84.89	84.13	26	38	21	-	50	12	99	78
30L	30	90.96	90.20	26	38	21	-	50	14	105	84
32L	32	97.02	96.26	26	38	21	-	50	14	112	90
34L	34	103.08	102.32	26	41	21	-	56	14	115	90
36L	36	109.15	108.39	26	41	21	-	56	14	126	100
38L	38	115.22	114.45	26	41	21	-	60	14	126	100
40L	40	121.28	120.51	26	41	21	-	60	14	131	111
42L	42	127.34	126.58	26	41	21	-	60	14	138	125
44L	44	133.40	132.64	26	46	21	-	65	14	-	-
46L	46	136.44	135.64	26	46	21	9	65	14	-	-
48L	48	145.53	144.77	26	46	21	9	65	14	-	-
50L	50	151.60	150.83	26	46	21	9	65	14	-	-

可按客户图纸定做非标产品；如按本公司型号生产，告知内孔与键槽即可。

Non-standard according to customer’s drawing; Standard according to catalog, customize hole and key-way.

L 标准宽度 100/L standard width 100

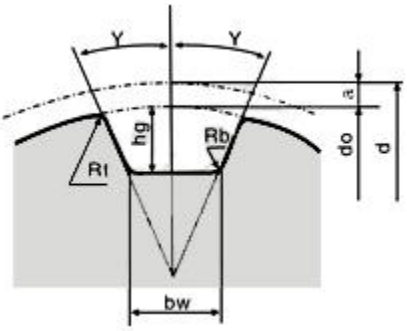

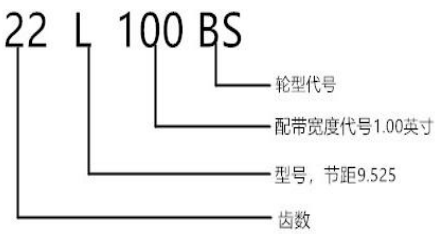

Structure

Belt width: 1.00 inch

Type, pitch: 9.525 mm

Teeth number

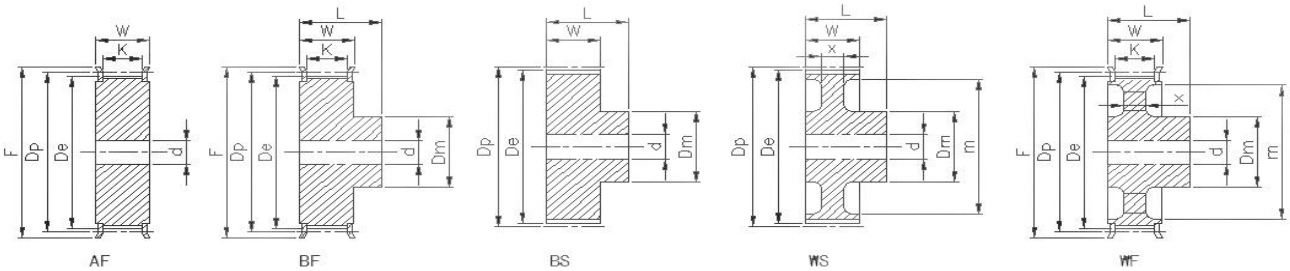

Type 规格	Teeth No. 齿数	Pitch Dia 节径	Out dia 外径	W	L	K	X	Hub dia 轮毂直径	Hole 内孔	Flange out dia 档边外径	Flange inner dia 档边内径
10L	10	30.32	29.56	33	45	28	-	20	8	-	-
12L	12	36.38	35.62	33	45	28	-	25	8	-	-
14L	14	42.45	41.68	33	45	28	-	30	10	-	-
15L	15	45.48	44.72	33	45	28	-	32	10	-	-
16L	16	48.51	47.75	33	45	28	-	34	12	-	-
17L	17	51.54	50.78	33	45	28	-	35	12	-	-
18L	18	54.57	53.81	33	45	28	-	36	12	-	-
19L	19	57.61	56.84	33	45	28	-	38	12	65	50
20L	20	60.64	59.88	33	45	28	-	40	12	65	50
21L	21	63.67	62.91	33	45	28	-	42	12	69	50
22L	22	66.70	65.94	33	45	28	-	44	12	74	53
24L	24	72.77	72.00	33	45	28	-	44	12	83	63
25L	25	75.80	75.04	33	45	28	-	44	12	86	66
26L	26	78.83	78.07	33	45	28	-	44	12	93	75
28L	28	84.89	84.13	33	45	28	-	50	12	99	78
30L	30	90.96	90.20	33	45	28	-	50	14	105	84
32L	32	97.02	96.26	33	45	28	-	50	14	112	90
34L	34	103.08	102.32	33	48	28	-	56	14	115	90
36L	36	109.15	108.39	33	48	28	-	56	14	126	100
38L	38	115.22	114.45	33	48	28	-	60	14	126	100
40L	40	121.28	120.51	33	48	28	-	60	14	131	111
42L	42	127.34	126.58	33	48	28	-	60	14	138	125
44L	44	133.40	132.64	33	53	28	-	65	14	-	-
46L	46	136.44	135.64	33	53	28	11	65	14	-	-
48L	48	145.53	144.77	33	53	28	11	65	14	-	-
50L	50	151.60	150.83	33	53	28	11	65	14	-	-

可按客户图纸定做非标产品；如按本公司型号生产，告知内孔与键槽即可。

Non-standard according to customer’s drawing; Standard according to catalog, customize hole and key-way.

L 标准宽度 150 / L standard width 150

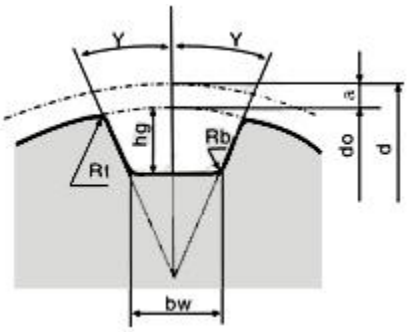

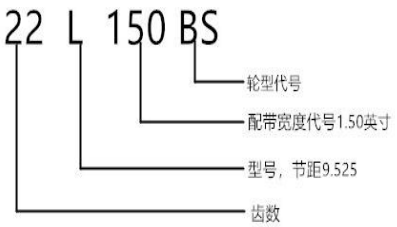

Structure

Belt width: 1.5 inch

Type, pitch: 9.525 mm

Teeth number

同步带轮基本形状结构图例/Timing belt pulley structure legend

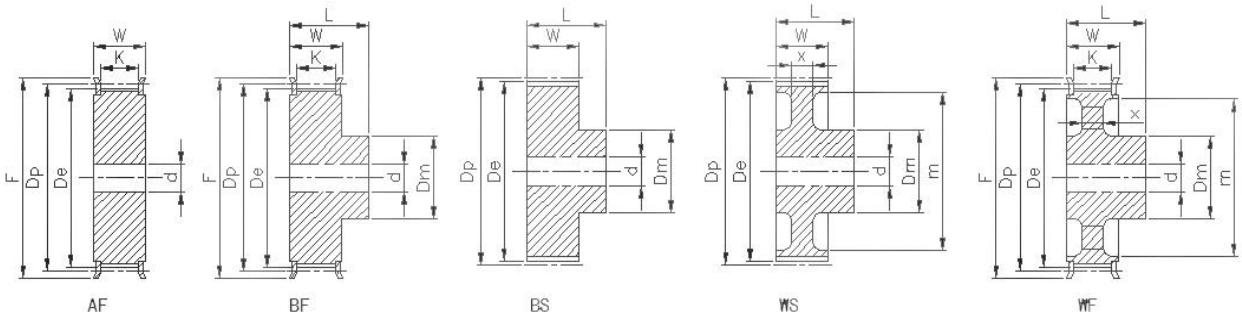

Type 规格	Teeth No. 齿数	Pitch Dia 节径	Out dia 外径	W	L	K	X	Hub dia 轮毂直径	Hole 内孔	Flange out dia 档边外径	Flange inner dia 档边内径
10L	10	30.32	29.56	45	57	40	-	20	8	-	-
12L	12	36.38	35.62	45	57	40	-	25	8	-	-
14L	14	42.45	41.68	45	57	40	-	30	10	-	-
15L	15	45.48	44.72	45	57	40	-	32	10	-	-
16L	16	48.51	47.75	45	57	40	-	34	12	-	-
17L	17	51.54	50.78	45	57	40	-	35	12	-	-
18L	18	54.57	53.81	45	57	40	-	36	12	-	-
19L	19	57.61	56.84	45	57	40	-	38	12	65	50
20L	20	60.64	59.88	45	57	40	-	40	12	65	50
21L	21	63.67	62.91	45	57	40	-	42	12	69	50
22L	22	66.70	65.94	45	57	40	-	44	12	74	53
24L	24	72.77	72.00	45	57	40	-	44	12	83	63
25L	25	75.80	75.04	45	57	40	-	44	12	86	66
26L	26	78.83	78.07	45	57	40	-	44	12	93	75
28L	28	84.89	84.13	45	57	40	-	50	12	99	78
30L	30	90.96	90.20	45	57	40	-	50	14	105	84
32L	32	97.02	96.26	45	57	40	-	50	14	112	90
34L	34	103.08	102.32	45	59	40	-	56	14	115	90
36L	36	109.15	108.39	45	59	40	-	56	14	126	100
38L	38	115.22	114.45	45	59	40	-	60	14	126	100
40L	40	121.28	120.51	45	59	40	-	60	14	131	111
42L	42	127.34	126.58	45	59	40	-	60	14	138	125
44L	44	133.40	132.64	45	59	40	-	65	14	-	-
46L	46	136.44	135.64	45	59	40	15	65	14	-	-
48L	48	145.53	144.77	45	59	40	15	65	14	-	-
50L	50	151.60	150.83	45	59	40	15	65	14	-	-

可按客户图纸定做非标产品；如按本公司型号生产，告知内孔与键槽即可。

Non-standard according to customer’s drawing; Standard according to catalog, customize hole and key-way.

8

H 标准宽度 100 / H standard width 100

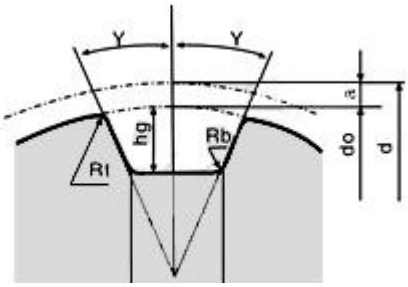

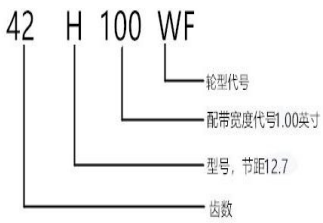

Structure
Belt width: 1 inch
Type, pitch: 12.7 mm
Teeth number

同步带轮基本形状结构图例/Timing belt pulley structure legend

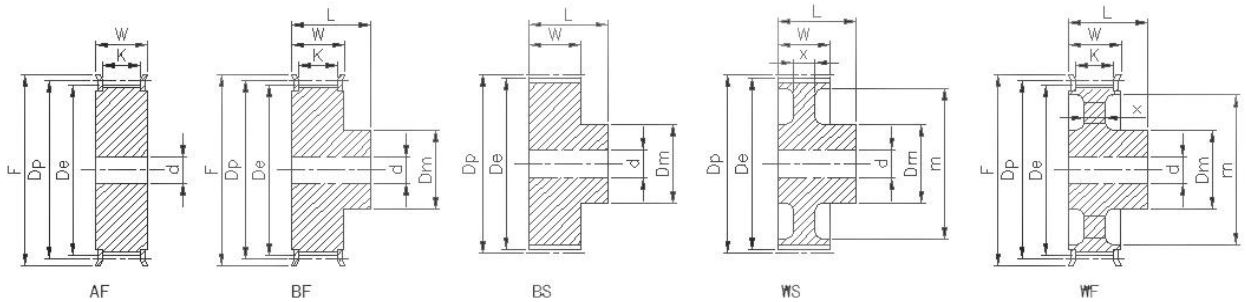

Type 规格	Teeth No. 齿数	Pitch Dia 节径	Out dia 外径	W	L	K	X	Hub dia 轮毂直径	Hole 内孔	Flange out dia 档边外径	Flange inner dia 档边内径
14H	14	56.60	55.22	33	48	28	-	38	20	61	41
16H	16	64.68	63.31	33	48	28	-	46	20	69	50
18H	18	72.77	71.39	33	48	28	-	55	20	78	58
19H	19	76.81	75.44	33	48	28	-	56	20	83	63
20H	20	80.85	79.48	33	48	28	-	58	20	86	66
21H	21	84.89	83.52	33	48	28	-	58	20	90	69
22H	22	88.94	87.56	33	48	28	-	62	20	93	75
24H	24	97.02	96.65	33	48	28	-	66	20	105	84
25H	25	101.06	99.69	33	48	28		70	20	108	84
26H	26	105.11	103.73	33	48	28	-	74	20	112	90
28H	28	113.19	111.82	33	48	28	-	74	20	118	90
30H	30	121.28	119.90	33	48	28	-	78	20	126	100
32H	32	129.30	127.99	33	53	28	-	82	20	136	118
34H	34	137.45	136.07	33	53	28	-	82	20	146	128
36H	36	145.53	144.16	33	53	28	-	82	20	152	134
38H	38	153.62	152.24	33	53	28	-	88	20	160	140
40H	40	161.70	160.33	33	53	28	-	88	20	170	150
42H	42	169.79	168.41	33	53	28	11	88	20	-	-
44H	44	177.87	176.50	33	53	28	11	88	20	-	-
45H	45	181.91	180.54	33	53	28	11	88	20	-	-
48H	48	194.04	192.67	33	53	28	11	88	20	-	-
50H	50	202.13	200.76	33	53	28	11	88	20	-	-
58H	58	234.47	233.09	33	53	28	11	88	20	-	-
60H	60	242.55	241.18	33	53	28	11	88	20	-	-

可按客户图纸定做非标产品；如按本公司型号生产，告知内孔与键槽即可。

Non-standard according to customer’s drawing; Standard according to catalog, customize hole and key-way.

H 标准宽度 150 / H standard width 150

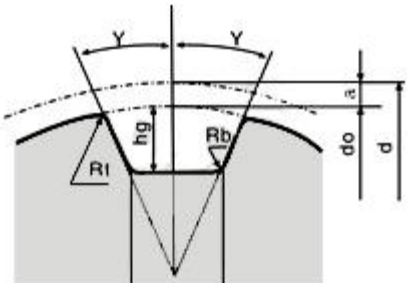

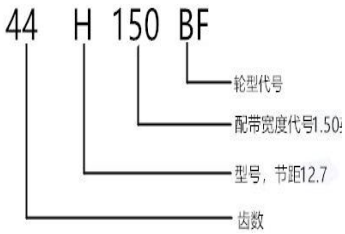

Structure

Belt width: 1.5 inch

Type, pitch: 12.7 mm

Teeth number

同步带轮基本形状结构图例/Timing belt pulley structure legend

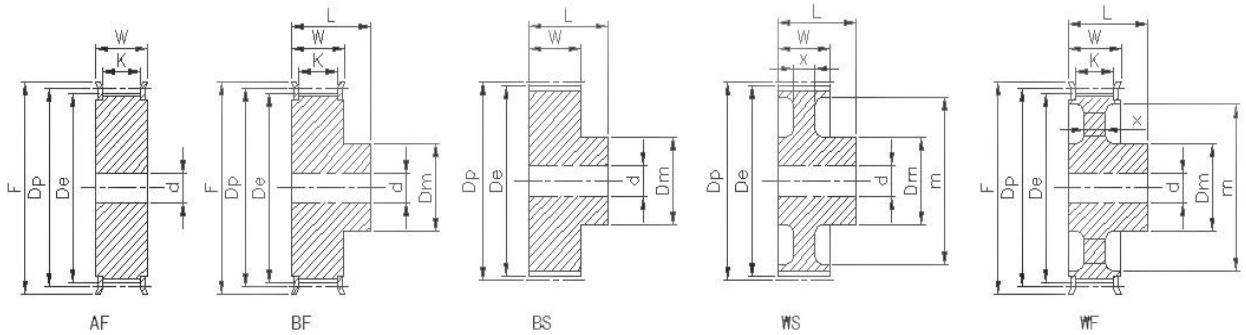

Type 规格	Teeth No. 齿数	Pitch Dia 节径	Out dia 外径	W	L	K	X	Hub dia 轮毂直径	Hole 内孔	Flange out dia 档边外径	Flange inner dia 档边内径
14H	14	56.60	55.22	45	58	40	-	38	20	61	41
16H	16	64.68	63.31	45	58	40	-	46	20	69	50
18H	18	72.77	71.39	45	58	40	-	55	20	78	58
19H	19	76.81	75.44	45	58	40	-	56	20	83	63
20H	20	80.85	79.48	45	58	40	-	58	20	86	66
21H	21	84.89	83.52	45	58	40	-	58	20	90	69
22H	22	88.94	87.56	45	58	40	-	62	20	93	75
24H	24	97.02	96.65	45	58	40	-	66	20	105	84
25H	25	101.06	99.69	45	58	40		70	20	108	84
26H	26	105.11	103.73	45	58	40	-	74	20	112	90
28H	28	113.19	111.82	45	58	40	-	74	20	118	90
30H	30	121.28	119.90	45	58	40	-	78	20	126	100
32H	32	129.30	127.99	45	58	40	-	82	20	136	118
34H	34	137.45	136.07	45	58	40	-	82	20	146	128
36H	36	145.53	144.16	45	58	40	-	82	20	152	134
38H	38	153.62	152.24	45	58	40	-	88	20	160	140
40H	40	161.70	160.33	45	58	40	-	88	20	170	150
42H	42	169.79	168.41	45	58	40	15	88	20	-	-
44H	44	177.87	176.50	45	58	40	15	88	20	-	-
45H	45	181.91	180.54	45	58	40	15	88	20	-	-
48H	48	194.04	192.67	45	58	40	15	88	20	-	-
50H	50	202.13	200.76	45	58	40	15	88	20	-	-
58H	58	234.47	233.09	45	58	40	15	88	20	-	-
60H	60	242.55	241.18	45	58	40	15	88	20	-	-

可按客户图纸定做非标产品；如按本公司型号生产，告知内孔与键槽即可。

Non-standard according to customer’s drawing; Standard according to catalog, customize hole and key-way.

H 标准宽度 200 / H standard width 200

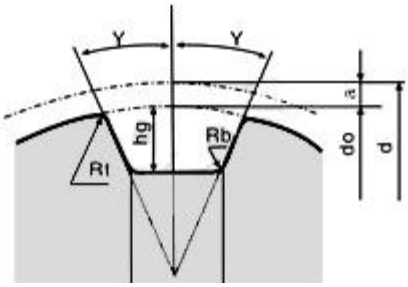

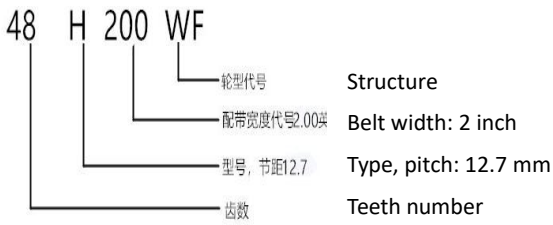

同步带轮基本形状结构图例/Timing belt pulley structure legend

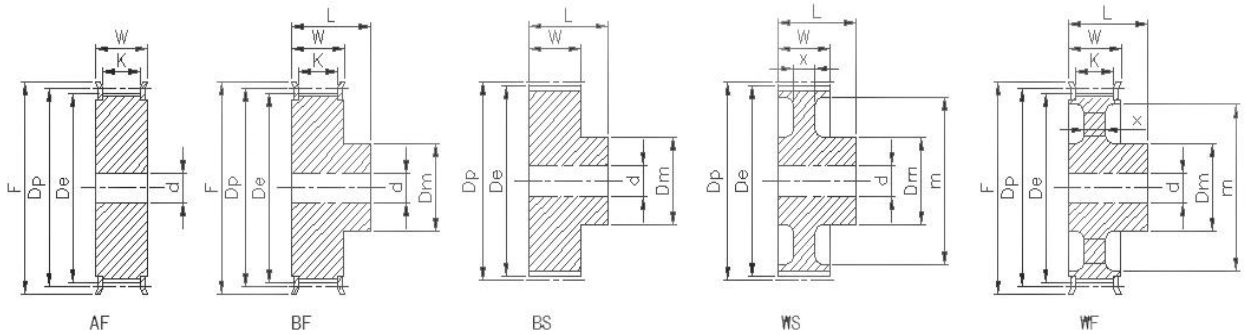

Type 规格	Teeth No. 齿数	Pitch Dia 节径	Out dia 外径	W	L	K	X	Hub dia 轮毂直径	Hole 内孔	Flange out dia 档边外径	Flange inner dia 档边内径
14H	14	56.60	55.22	59	70	54	-	38	20	61	41
16H	16	64.68	63.31	59	70	54	-	46	20	69	50
18H	18	72.77	71.39	59	70	54	-	55	20	78	58
19H	19	76.81	75.44	59	70	54	-	56	20	83	63
20H	20	80.85	79.48	59	70	54	-	58	20	86	66
21H	21	84.89	83.52	59	70	54	-	58	20	90	69
22H	22	88.94	87.56	59	70	54	-	62	20	93	75
24H	24	97.02	96.65	59	70	54	-	66	20	105	84
25H	25	101.06	99.69	59	70	54		70	20	108	84
26H	26	105.11	103.73	59	70	54	-	74	20	112	90
28H	28	113.19	111.82	59	70	54	-	74	20	118	90
30H	30	121.28	119.90	59	70	54	-	78	20	126	100
32H	32	129.30	127.99	59	70	54	-	82	20	136	118
34H	34	137.45	136.07	59	70	54	-	82	20	146	128
36H	36	145.53	144.16	59	70	54	-	82	20	152	134
38H	38	153.62	152.24	59	70	54	-	88	20	160	140
40H	40	161.70	160.33	59	70	54	-	88	20	170	150
42H	42	169.79	168.41	59	70	54	20	88	20	-	-
44H	44	177.87	176.50	59	70	54	20	88	20	-	-
45H	45	181.91	180.54	59	70	54	20	88	20	-	-
48H	48	194.04	192.67	59	70	54	20	88	20	-	-
50H	50	202.13	200.76	59	70	54	20	88	20	-	-
58H	58	234.47	233.09	59	70	54	20	88	20	-	-
60H	60	242.55	241.18	59	70	54		88	20	-	-

可按客户图纸定做非标产品；如按本公司型号生产，告知内孔与键槽即可。

Non-standard according to customer’s drawing; Standard according to catalog, customize hole and key-way.

XH 标准宽度 200 / XH standard width 200

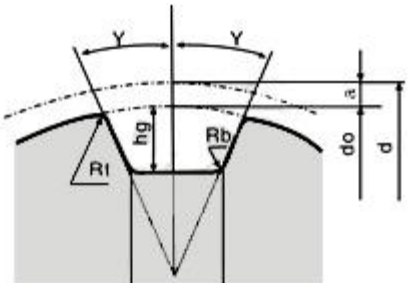

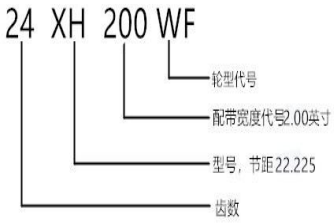

Structure

Belt width: 2 inch

Type, pitch: 22.225 mm

Teeth number

同步带轮基本形状结构图例/Timing belt pulley structure legend

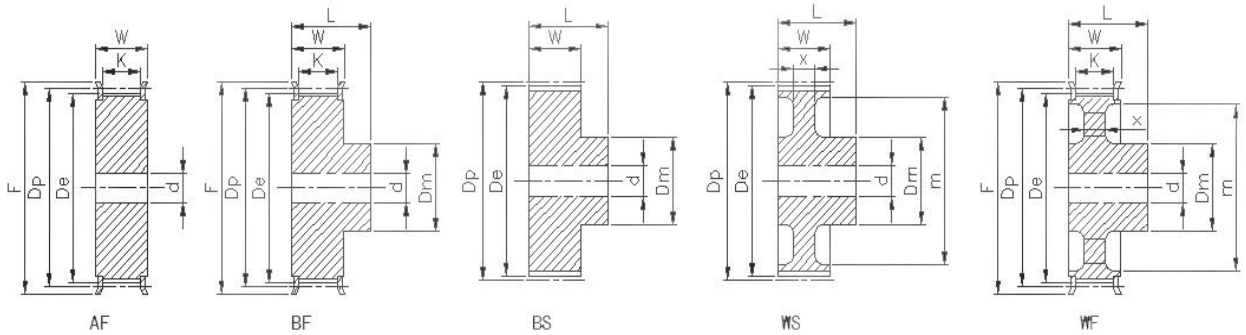

Type 规格	Teeth No. 齿数	Pitch Dia 节径	Out dia 外径	W	L	K	X	Hub dia 轮毂直径	Hole 内孔	Flange out dia 档边外径	Flange inner dia 档边内径
20XH	20	141.49	138.69	67	85	57	-	90	28	155	98
21XH	21	148.56	145.77	67	85	57	-	120	28	160	105
22XH	22	155.64	152.84	67	85	57	-	100	28	169	112
23XH	23	162.70	159.91	67	85	57	-	120	28	175	124
24XH	24	169.97	166.99	67	85	57	-	120	28	183	126
25XH	25	176.86	174.04	67	85	57	-	120	28	188	134
26XH	26	183.93	181.14	67	85	57	-	120	28	197	141
27XH	27	191.01	188.22	67	85	57	-	120	28	205	148
28XH	28	198.09	195.29	67	85	57	-	150	28	211	155
30XH	30	212.23	209.44	67	85	57	-	150	28	226	169
32XH	32	226.83	223.59	67	85	57	23	150	30	-	-
34XH	34	240.53	237.74	67	85	57	23	150	30	-	-
38XH	38	268.83	266.03	67	85	57	23	150	30	-	-
40XH	40	282.98	280.18	67	85	57	23	150	30	-	-
46XH	46	325.42	322.63	67	97	57	23	175	30	-	-
48XH	48	339.57	336.78	67	97	57	23	175	30	-	-
58XH	58	410.32	407.52	67	97	57	23	175	30	-	-
60XH	60	424.47	421.67	67	97	57	23	175	30	-	-
70XH	70	495.21	492.42	67	97	57	23	175	30	-	-
72XH	72	509.36	506.56	67	97	57	23	175	30	-	-
80XH	80	565.95	563.16	67	97	57	23	175	30	-	-
84XH	84	694.25	591.46	67	97	57	23	175	30	-	-

可按客户图纸定做非标产品；如按本公司型号生产，告知内孔与键槽即可。

Non-standard according to customer’s drawing; Standard according to catalog, customize hole and key-way.

XXH 标准宽度 400 / XXH standard width 400

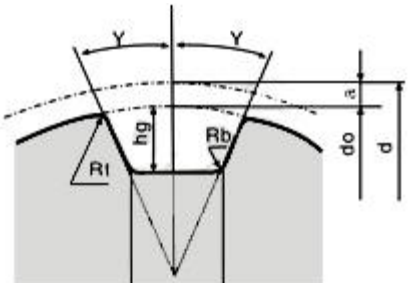

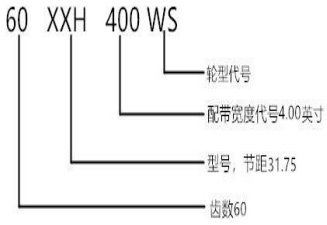

Structure

Belt width: 4 inch

Type, pitch: 31.75 mm

Teeth number

同步带轮基本形状结构图例/Timing belt pulley structure legend

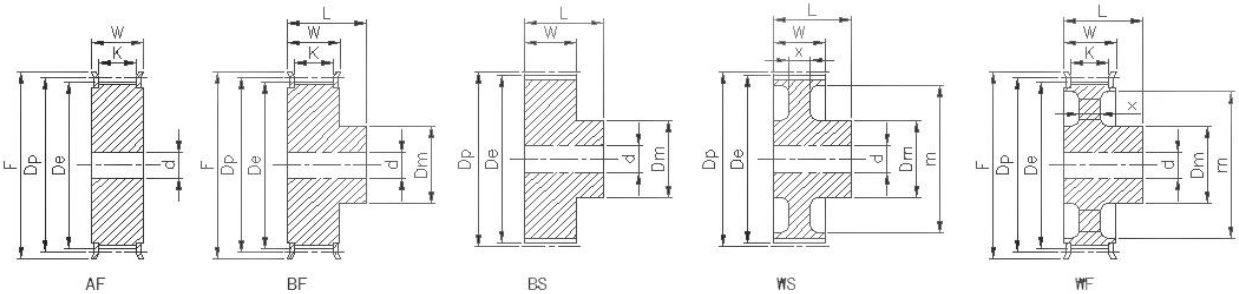

Type 规格	Teeth No. 齿数	Pitch Dia 节径	Out dia 外径	W	L	K	X	Hub dia 轮毂直径	Hole 内孔	Flange out dia 档边外径	Flange inner dia 档边内径
18XXH	18	181.91	178.87	121	140	111	-	120	28	198	140
19XXH	19	192.02	188.97	121	140	111	-	120	28	208	140
20XXH	20	202.13	199.08	121	140	111	-	130	28	208	150
21XXH	21	212.23	209.19	121	140	111	-	130	28	229	160
22XXH	22	222.34	219.29	121	140	111	-	130	28	239	170
24XXH	24	242.55	239.50	121	140	111	45	150	28	-	-
25XXH	25	252.66	249.61	121	140	111	45	150	28	-	-
26XXH	26	262.76	259.72	121	140	111	45	150	28	-	-
27XXH	27	272.87	269.82	121	140	111	45	150	28	-	-
30XXH	30	313.19	300.14	121	140	111	45	150	28	-	-
40XXH	40	404.25	401.21	121	140	111	45	150	28	-	-
-	-	-	-	-	-	-	-	-	-	-	-
-	-	-	-	-	-	-	-	-	-	-	-
-	-	-	-	-	-	-	-	-	-	-	-
-	-	-	-	-	-	-	-	-	-	-	-
-	-	-	-	-	-	-	-	-	-	-	-
-	-	-	-	-	-	-	-	-	-	-	-
-	-	-	-	-	-	-	-	-	-	-	-
-	-	-	-	-	-	-	-	-	-	-	-
-	-	-	-	-	-	-	-	-	-	-	-
-	-	-	-	-	-	-	-	-	-	-	-
-	-	-	-	-	-	-	-	-	-	-	-
-	-	-	-	-	-	-	-	-	-	-	-
-	-	-	-	-	-	-	-	-	-	-	-
-	-	-	-	-	-	-	-	-	-	-	-

可按客户图纸定做非标产品；如按本公司型号生产，告知内孔与键槽即可。

Non-standard according to customer’s drawing; Standard according to catalog, customize hole and key-way.

T2.5 标准宽度 9 / T2.5 standard width 9

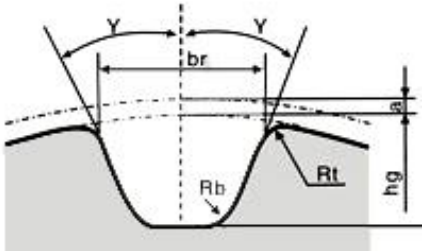

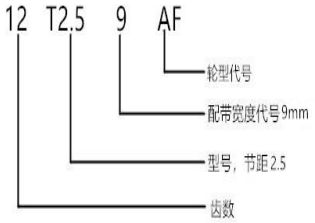

Structure

Belt width: 9mm

Type, pitch: 2.5 mm

Teeth number

同步带轮基本形状结构图例/Timing belt pulley structure legend

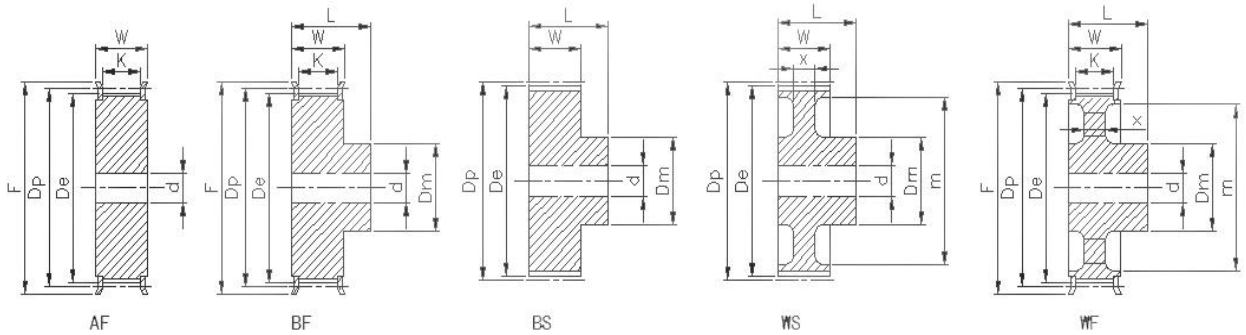

Type 规格	Teeth No. 齿数	Pitch Dia 节径	Out dia 外径	W	L	K	X	Hub dia 轮毂直径	Hole 内孔	Flange out dia 档边外径	Flange inner dia 档边内径
T2.5	12	9.55	9.04	10	18	7	-	12	4	14	7
T2.5	14	11.14	10.06	10	18	7	-	14	4	14	7
T2.5	15	11.94	11.41	10	18	7	-	15	4	15	8
T2.5	18	14.32	13.79	10	18	7	-	9	4	20	12
T2.5	19	15.12	14.59	10	18	7	-	10	4	23	12
T2.5	20	15.92	15.39	10	18	7	-	11	4	25	13
T2.5	24	19.10	18.55	10	18	7	-	12	4	25	14
T2.5	25	19.89	19.38	10	18	7	-	14	4	25	16
T2.5	30	23.87	23.34	10	18	7	-	16	4	31	20
T2.5	32	25.47	24.93	10	18	7	-	16	6	31	20
T2.5	36	28.65	28.12	10	18	7	-	20	6	35	24
T2.5	40	31.83	31.30	10	18	7	-	22	6	38	26
T2.5	48	38.20	37.69	10	18	7	-	26	6	44	32
T2.5	60	47.75	47.22	10	18	7	-	34	6	55	39
-	-	-	-	-	-	-	-	-	-	-	-
-	-	-	-	-	-	-	-	-	-	-	-
-	-	-	-	-	-	-	-	-	-	-	-
-	-	-	-	-	-	-	-	-	-	-	-
-	-	-	-	-	-	-	-	-	-	-	-
-	-	-	-	-	-	-	-	-	-	-	-
-	-	-	-	-	-	-	-	-	-	-	-
-	-	-	-	-	-	-	-	-	-	-	-
-	-	-	-	-	-	-	-	-	-	-	-
-	-	-	-	-	-	-	-	-	-	-	-

可按客户图纸定做非标产品；如按本公司型号生产，告知内孔与键槽即可。

Non-standard according to customer’s drawing; Standard according to catalog, customize hole and key-way.

T5 标准宽度 16 / T5 standard width 16

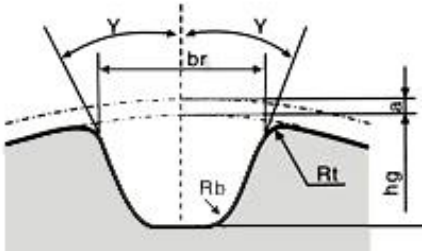

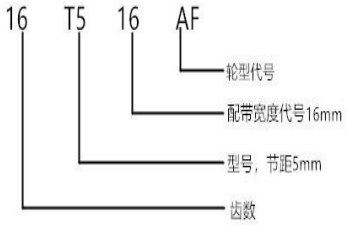

Structure
Belt width: 16mm
Type, pitch: 5 mm
Teeth number

同步带轮基本形状结构图例/Timing belt pulley structure legend

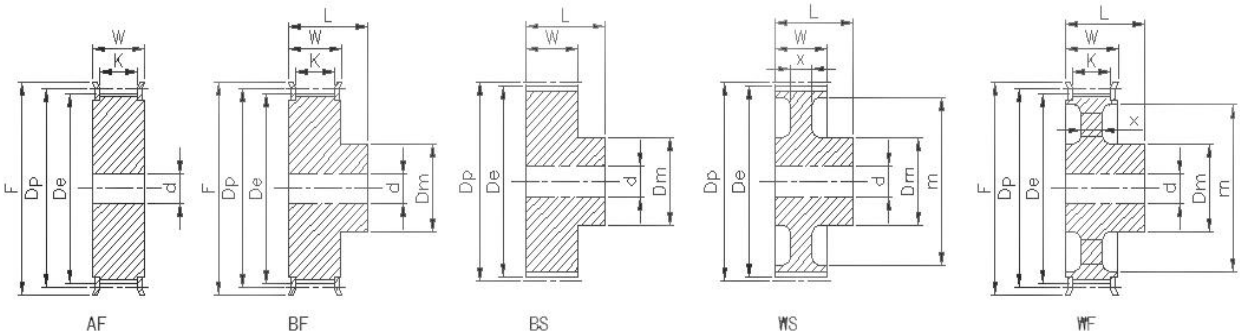

Type 规格	Teeth No. 齿数	Pitch Dia 节径	Out dia 外径	W	L	K	X	Hub dia 轮毂直径	Hole 内孔	Flange out dia 档边外径	Flange inner dia 档边内径
T5	20	31.83	30.98	21	30	17	-	19	6	38	26
T5	22	35.01	34.16	21	30	17	-	25	6	41	28
T5	24	38.20	37.35	21	30	17	-	25	6	43	28
T5	25	39.79	38.94	21	30	17	-	25	6	43	28
T5	26	41.36	40.53	21	30	17	-	30	6	47	34
T5	27	42.97	42.12	21	30	17	-	30	6	48	36
T5	28	44.56	43.71	21	30	17	-	30	8	48	36
T5	30	47.75	46.90	21	30	17	-	30	8	51	36
T5	32	50.93	50.08	21	30	17	-	35	8	54	42
T5	36	57.30	56.45	21	30	17	-	35	8	61	41
T5	40	63.66	62.81	21	30	17	-	45	8	69	50
-	-	-	-	-	-	-	-	-	-	-	-
-	-	-	-	-	-	-	-	-	-	-	-
-	-	-	-	-	-	-	-	-	-	-	-
-	-	-	-	-	-	-	-	-	-	-	-
-	-	-	-	-	-	-	-	-	-	-	-
-	-	-	-	-	-	-	-	-	-	-	-
-	-	-	-	-	-	-	-	-	-	-	-
-	-	-	-	-	-	-	-	-	-	-	-
-	-	-	-	-	-	-	-	-	-	-	-
-	-	-	-	-	-	-	-	-	-	-	-
-	-	-	-	-	-	-	-	-	-	-	-
-	-	-	-	-	-	-	-	-	-	-	-
-	-	-	-	-	-	-	-	-	-	-	-

可按客户图纸定做非标产品；如按本公司型号生产，告知内孔与键槽即可。

Non-standard according to customer’s drawing; Standard according to catalog, customize hole and key-way.

T5 标准宽度 25 / T5 standard width 25

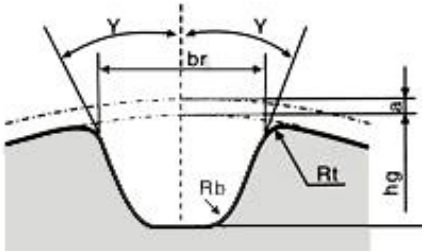

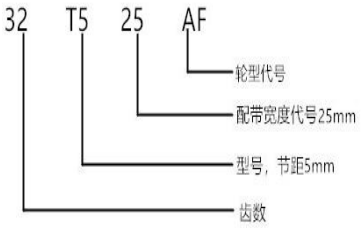

Structure

Belt width: 25mm

Type, pitch: 5 mm

Teeth number

同步带轮基本形状结构图例/Timing belt pulley structure legend

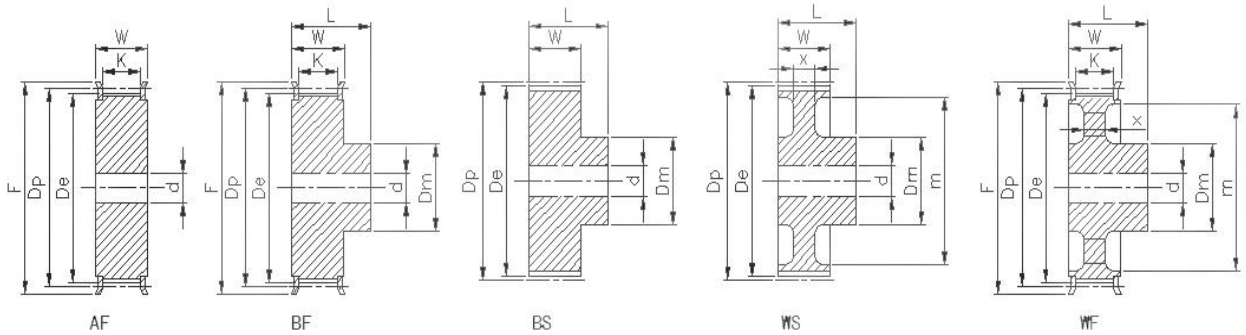

Type 规格	Teeth No. 齿数	Pitch Dia 节径	Out dia 外径	W	L	K	X	Hub dia 轮毂直径	Hole 内孔	Flange out dia 档边外径	Flange inner dia 档边内径
T5	10	15.92	15.07	30	42	26	-	9	6	20	12
T5	12	19.10	18.25	30	42	26	-	9	6	23	12
T5	14	22.28	21.43	30	42	26	-	13	6	25	16
T5	15	23.87	23.02	30	42	26	-	15	6	28	18
T5	16	25.46	24.61	30	42	26	-	15	6	31	20
T5	18	28.65	27.80	30	42	26	-	17	6	33	22
T5	19	30.24	29.39	30	42	26	-	19	6	35	22
T5	20	31.83	30.98	30	42	26	-	19	6	38	26
T5	22	35.01	34.16	30	42	26	-	25	6	41	28
T5	24	38.20	37.35	30	42	26	-	25	6	43	28
T5	25	39.79	38.94	30	42	26	-	25	6	43	28
T5	26	41.36	40.53	30	42	26	-	30	6	47	34
T5	27	42.97	42.12	30	42	26	-	30	6	48	36
T5	28	44.56	43.71	30	42	26	-	30	8	48	36
T5	30	47.75	46.90	30	42	26	-	30	8	51	36
T5	32	50.93	50.08	30	42	26	-	35	8	54	42
T5	36	57.30	56.45	30	42	26	-	35	8	61	41
T5	40	63.66	62.81	30	42	26	-	45	8	69	50
T5	42	66.85	66.00	30	42	26	-	45	8	74	53
T5	44	70.03	69.18	30	42	26	-	45	8	74	53
T5	48	76.39	75.54	30	42	26	-	50	8	83	63
T5	50	79.58	78.73	30	42	26	-	50	8	86	66
T5	60	95.49	94.64	30	42	26	-	60	8	99	78
-	-	-	-	-	-	-	-	-	-	-	-

可按客户图纸定做非标产品；如按本公司型号生产，告知内孔与键槽即可。

Non-standard according to customer’s drawing; Standard according to catalog, customize hole and key-way.

T10 标准宽度 25 / T10 standard width 25

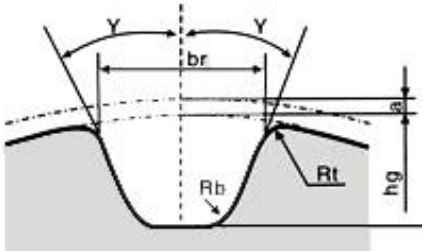

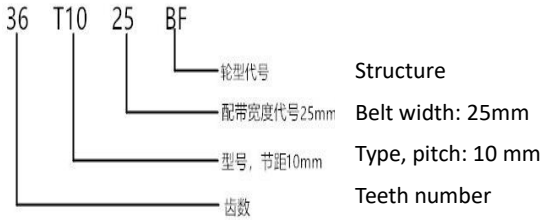

同步带轮基本形状结构图例/Timing belt pulley structure legend

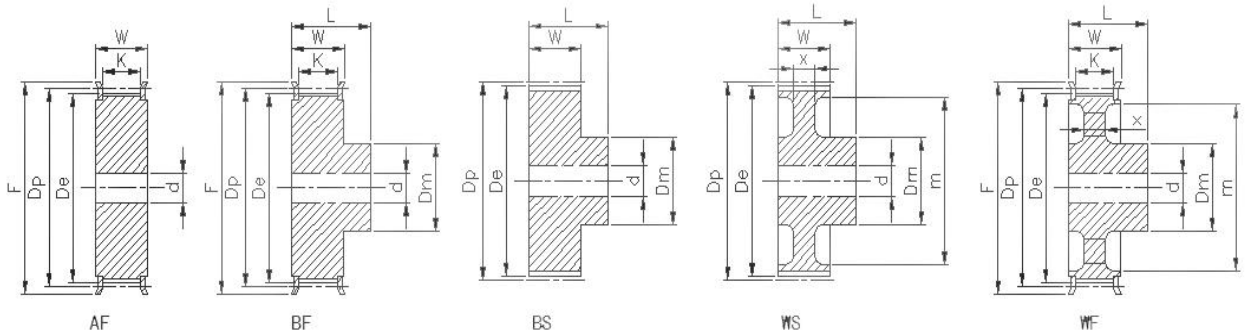

Type 规格	Teeth No. 齿数	Pitch Dia 节径	Out dia 外径	W	L	K	X	Hub dia 轮毂直径	Hole 内孔	Flange out dia 档边外径	Flange inner dia 档边内径
T10	12	38.20	36.35	32	42	27	-	25	10	43	28
T10	14	44.56	42.70	32	42	27	-	30	10	47	34
T10	15	47.75	45.90	32	42	27	-	33	10	51	36
T10	16	50.93	49.05	32	42	27	-	35	10	57	41
T10	18	57.30	55.45	32	42	27	-	37	12	61	41
T10	20	63.66	61.80	32	42	27	-	40	12	69	50
T10	22	70.03	68.15	32	42	27	-	40	12	74	53
T10	24	76.39	74.55	32	42	27	-	40	12	83	63
T10	25	79.58	77.73	32	42	27	-	40	12	86	66
T10	26	82.76	80.90	32	42	27	-	45	12	86	66
T10	28	89.13	87.28	32	42	27	-	45	12	93	75
T10	30	95.49	93.65	32	42	27	-	45	12	99	78
T10	32	101.86	100.00	32	42	27	-	50	14	105	84
T10	36	114.59	112.75	32	42	27	-	50	14	118	90
T10	40	127.32	125.45	32	42	27	-	50	14	131	111
T10	44	140.06	138.20	32	42	27	11	55	16	-	-
T10	48	152.79	150.90	32	42	27	11	55	16	-	-
T10	50	159.15	157.30	32	42	27	11	60	16	-	-
T10	60	190.99	189.14	32	42	27	11	60	16	-	-
-	-	-	-	-	-	-	-	-	-	-	-
-	-	-	-	-	-	-	-	-	-	-	-
-	-	-	-	-	-	-	-	-	-	-	-
-	-	-	-	-	-	-	-	-	-	-	-
-	-	-	-	-	-	-	-	-	-	-	-

可按客户图纸定做非标产品；如按本公司型号生产，告知内孔与键槽即可。

Non-standard according to customer’s drawing; Standard according to catalog, customize hole and key-way.

T10 标准宽度 30 / T10 standard width 30

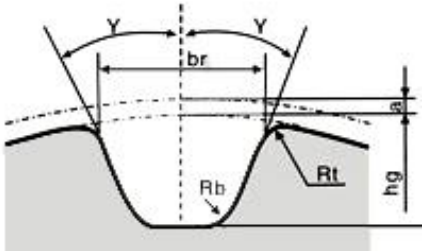

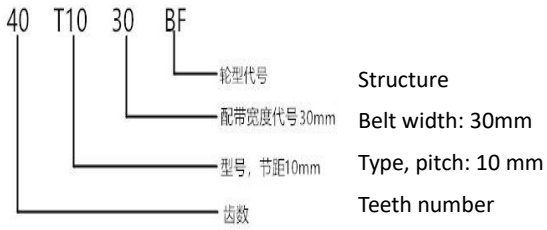

同步带轮基本形状结构图例/Timing belt pulley structure legend

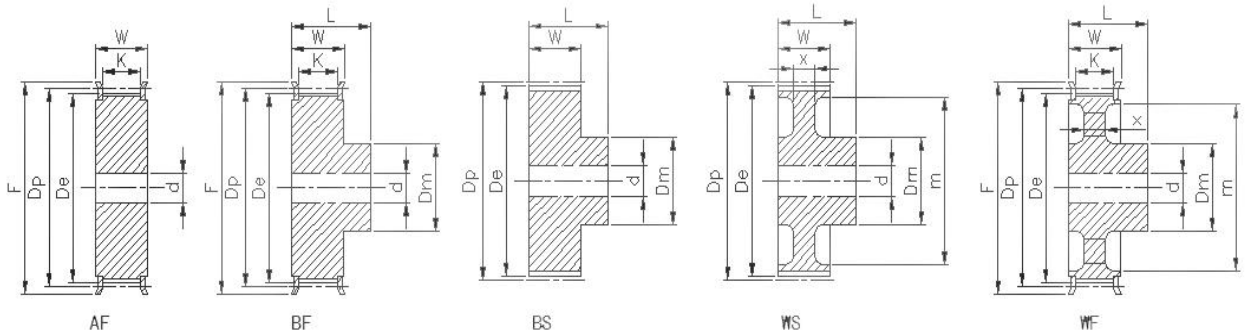

Type 规格	Teeth No. 齿数	Pitch Dia 节径	Out dia 外径	W	L	K	X	Hub dia 轮毂直径	Hole 内孔	Flange out dia 档边外径	Flange inner dia 档边内径
T10	12	38.20	36.35	37	47	32	-	25	10	43	28
T10	14	44.56	42.70	37	47	32	-	30	10	47	34
T10	15	47.75	45.90	37	47	32	-	33	10	51	36
T10	16	50.93	49.05	37	47	32	-	35	10	57	41
T10	18	57.30	55.45	37	47	32	-	37	12	61	41
T10	20	63.66	61.80	37	47	32	-	40	12	69	50
T10	22	70.03	68.15	37	47	32	-	40	12	74	53
T10	24	76.39	74.55	37	47	32	-	40	12	83	63
T10	25	79.58	77.73	37	47	32	-	40	12	86	66
T10	26	82.76	80.90	37	47	32	-	45	12	86	66
T10	28	89.13	87.28	37	47	32	-	45	12	93	75
T10	30	95.49	93.65	37	47	32	-	45	12	99	78
T10	32	101.86	100.00	37	47	32	-	50	14	105	84
T10	36	114.59	112.75	37	47	32	-	50	14	118	90
T10	40	127.32	125.45	37	47	32	-	50	14	131	111
T10	44	140.06	138.20	37	47	32	13	55	16	-	-
T10	48	152.79	150.90	37	47	32	13	55	16	-	-
T10	50	159.15	157.30	37	47	32	13	60	16	-	-
T10	60	190.99	189.14	37	47	32	13	60	16	-	-
-	-	-	-	*	-	-	-	-	-	-	-
-	-	-	-	-	-	-	-	-	-	-	-
-	-	-	-	-	-	-	-	-	-	-	-
-	-	-	-	-	-	-	-	-	-	-	-
-	-	-	-	-	-	-	-	-	-	-	-

可按客户图纸定做非标产品；如按本公司型号生产，告知内孔与键槽即可。

Non-standard according to customer’s drawing; Standard according to catalog, customize hole and key-way.

T10 标准宽度 40 / T10 standard width 40

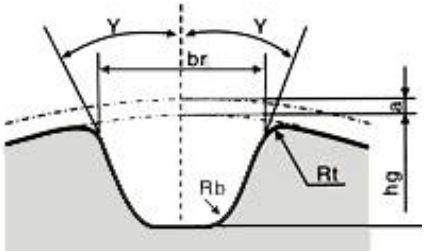

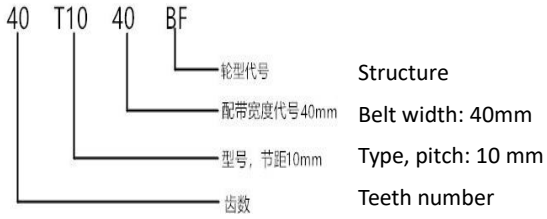

同步带轮基本形状结构图例/Timing belt pulley structure legend

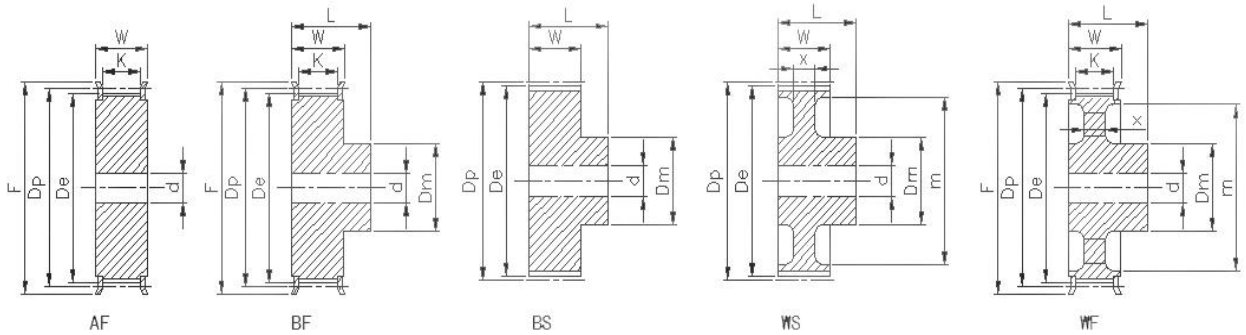

Type 规格	Teeth No. 齿数	Pitch Dia 节径	Out dia 外径	W	L	K	X	Hub dia 轮毂直径	Hole 内孔	Flange out dia 档边外径	Flange inner dia 档边内径
T10	12	38.20	36.35	47	57	42	-	25	10	43	28
T10	14	44.56	42.70	47	57	42	-	30	10	47	34
T10	15	47.75	45.90	47	57	42	-	33	10	51	36
T10	16	50.93	49.05	47	57	42	-	35	10	57	41
T10	18	57.30	55.45	47	57	42	-	37	12	61	41
T10	20	63.66	61.80	47	57	42	-	40	12	69	50
T10	22	70.03	68.15	47	57	42	-	40	12	74	53
T10	24	76.39	74.55	47	57	42	-	40	12	83	63
T10	25	79.58	77.73	47	57	42	-	40	12	86	66
T10	26	82.76	80.90	47	57	42	-	45	12	86	66
T10	28	89.13	87.28	47	57	42	-	45	12	93	75
T10	30	95.49	93.65	47	57	42	-	45	12	99	78
T10	32	101.86	100.00	47	57	42	-	50	14	105	84
T10	36	114.59	112.75	47	57	42	-	50	14	118	90
T10	40	127.32	125.45	47	57	42	-	50	14	131	111
T10	44	140.06	138.20	47	57	42	15	55	16	-	-
T10	48	152.79	150.90	47	57	42	15	55	16	-	-
T10	50	159.15	157.30	47	57	42	15	60	16	-	-
T10	60	190.99	189.14	47	57	42	15	60	16	-	-
-	-	-	-	-	-	-	-	-	-	-	-
-	-	-	-	-	-	-	-	-	-	-	-
-	-	-	-	-	-	-	-	-	-	-	-
-	-	-	-	-	-	-	-	-	-	-	-
-	-	-	-	-	-	-	-	-	-	-	-

可按客户图纸定做非标产品；如按本公司型号生产，告知内孔与键槽即可。

Non-standard according to customer’s drawing; Standard according to catalog, customize hole and key-way.

T20 标准宽度 50 / T20 standard width 50

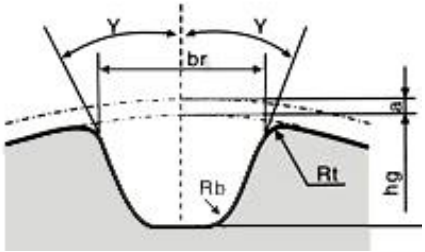

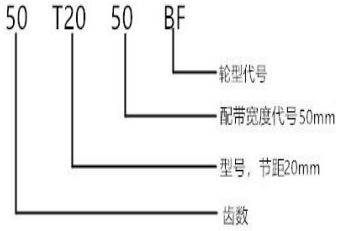

Structure

Belt width: 50mm

Type, pitch: 20 mm

Teeth number

同步带轮基本形状结构图例/Timing belt pulley structure legend

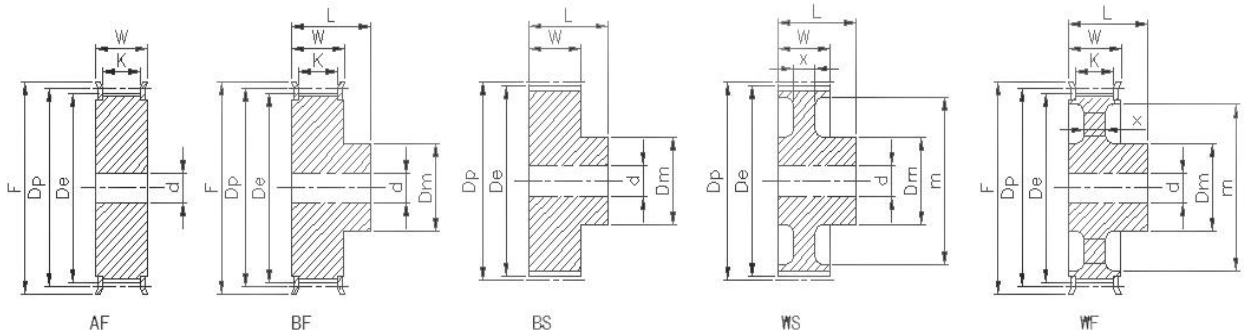

Type 规格	Teeth No. 齿数	Pitch Dia 节径	Out dia 外径	W	L	K	X	Hub dia 轮毂直径	Hole 内孔	Flange out dia 档边外径	Flange inner dia 档边内径
T20	20	127.35	124.49	65	73	56	-	80	24	136	90
T20	21	133.69	130.86	65	73	56	-	80	24	142	92
T20	22	140.06	137.23	65	73	56	-	80	24	150	100
T20	23	146.42	143.59	65	73	56	-	95	24	156	108
T20	24	152.79	149.96	65	73	56	-	95	24	158	112
T20	25	159.15	156.32	65	73	56	-	95	24	168	120
T20	26	165.52	162.69	65	73	56	-	95	24	175	126
T20	27	171.89	169.06	65	73	56	-	95	24	181	134
T20	28	178.25	175.42	65	73	56	-	110	24	187	140
T20	29	184.62	181.79	65	73	56	-	110	24	194	145
T20	30	190.99	188.16	65	73	56	-	110	24	200	152
T20	32	203.72	200.89	65	73	56	20	110	24	-	-
T20	34	216.45	213.62	65	73	56	20	110	24	-	-
T20	36	229.18	226.35	65	73	56	20	110	32	-	-
T20	38	241.92	239.09	65	73	56	20	110	32	-	-
T20	40	254.65	251.82	65	73	56	20	110	32	-	-
T20	42	267.38	264.55	65	73	56	20	130	32	-	-
T20	44	280.11	277.28	65	73	56	20	130	32	-	-
T20	46	292.52	290.02	65	73	56	20	130	32	-	-
T20	48	305.58	302.75	65	73	56	20	130	32	-	-
T20	50	318.31	315.48	65	73	56	20	130	32	-	-
T20	60	381.97	379.14	65	73	56	20	130	32	-	-
-	-	-	-	-	-	-	-	-	-	-	-
-	-	-	-	-	-	-	-	-	-	-	-

可按客户图纸定做非标产品；如按本公司型号生产，告知内孔与键槽即可。

Non-standard according to customer’s drawing; Standard according to catalog, customize hole and key-way.

T20 标准宽度 100 / T20 standard width 100

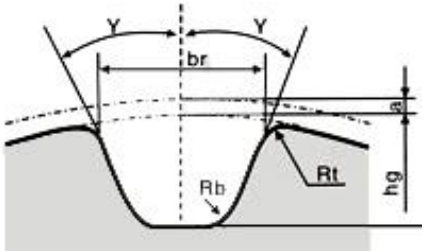

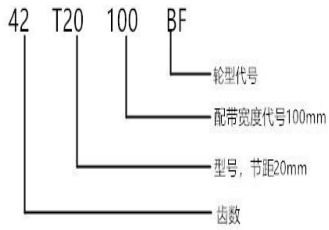

Structure

Belt width: 100mm

Type, pitch: 20 mm

Teeth number

同步带轮基本形状结构图例/Timing belt pulley structure legend

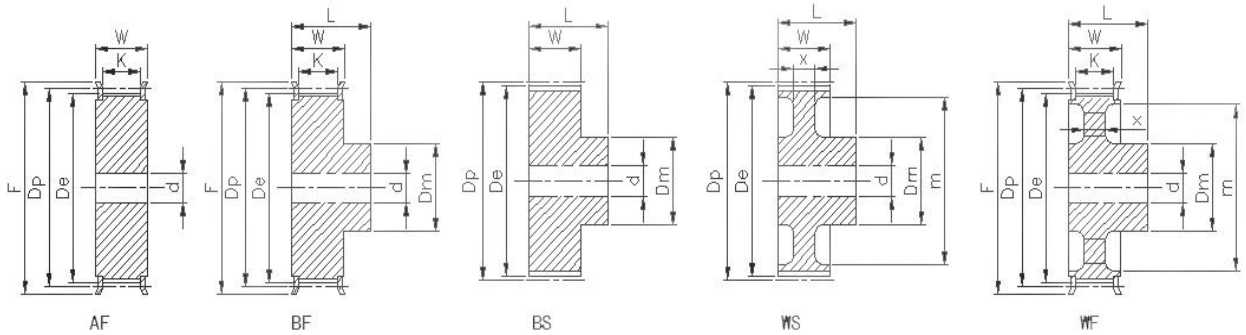

Type 规格	Teeth No. 齿数	Pitch Dia 节径	Out dia 外径	W	L	K	X	Hub dia 轮毂直径	Hole 内孔	Flange out dia 档边外径	Flange inner dia 档边内径
T20	20	127.35	124.49	115	123	105	-	80	24	136	90
T20	21	133.69	130.86	115	123	105	-	80	24	142	92
T20	22	140.06	137.23	115	123	105	-	80	24	150	100
T20	23	146.42	143.59	115	123	105	-	95	24	156	108
T20	24	152.79	149.96	115	123	105	-	95	24	158	112
T20	25	159.15	156.32	115	123	105	-	95	24	168	120
T20	26	165.52	162.69	115	123	105	-	95	24	175	126
T20	27	171.89	169.06	115	123	105	-	95	24	181	134
T20	28	178.25	175.42	115	123	105	-	110	24	187	140
T20	29	184.62	181.79	115	123	105	-	110	24	194	145
T20	30	190.99	188.16	115	123	105	-	110	24	200	152
T20	32	203.72	200.89	115	123	105	37	110	24	-	-
T20	34	216.45	213.62	115	123	105	37	110	24	-	-
T20	36	229.18	226.35	115	123	105	37	110	32	-	-
T20	38	241.92	239.09	115	123	105	37	110	32	-	-
T20	40	254.65	251.82	115	123	105	37	110	32	-	-
T20	42	267.38	264.55	115	123	105	37	130	32	-	-
T20	44	280.11	277.28	115	123	105	37	130	32	-	-
T20	46	292.52	290.02	115	123	105	37	130	32	-	-
T20	48	305.58	302.75	115	123	105	37	130	32	-	-
T20	50	318.31	315.48	115	123	105	37	130	32	-	-
T20	60	381.97	379.14	115	123	105	37	130	32	-	-
-	-	-	-	-	-	-	-	-	-	-	-
-	-	-	-	-	-	-	-	-	-	-	-

可按客户图纸定做非标产品；如按本公司型号生产，告知内孔与键槽即可。

Non-standard according to customer’ s drawing; Standard according to catalog, customize hole and key-way.

AT5 标准宽度 16 / AT5 standard width 16

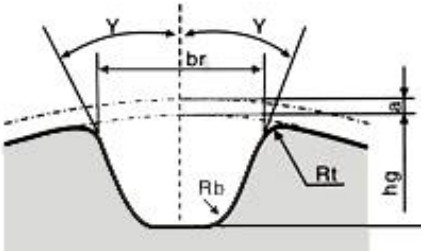

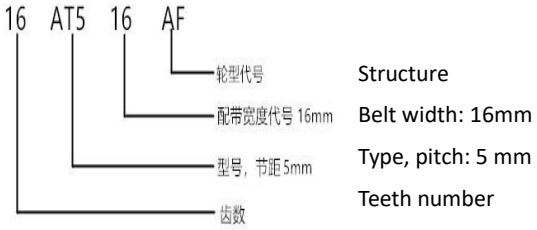

同步带轮基本形状结构图例/Timing belt pulley structure legend

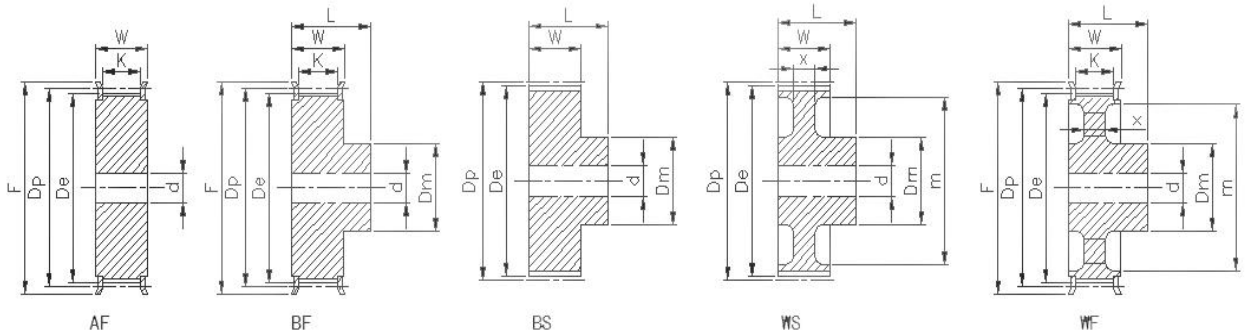

Type 规格	Teeth No. 齿数	Pitch Dia 节径	Out dia 外径	W	L	K	X	Hub dia 轮毂直径	Hole 内孔	Flange out dia 档边外径	Flange inner dia 档边内径
AT5	18	28.65	27.40	27	-	21	-	-	-	-	-
AT5	19	30.25	29.00	27	-	21	-	-	-	-	-
AT5	20	30.83	30.60	27	-	21	-	-	-	-	-
AT5	21	33.42	32.20	27	-	21	-	-	-	-	-
AT5	22	35.02	38.85	27	-	21	-	-	-	-	-
AT5	23	36.61	35.40	27	-	21	-	-	-	-	-
AT5	24	38.21	37.00	27	-	21	-	-	-	-	-
AT5	25	39.80	38.60	27	-	21	-	-	-	-	-
AT5	26	41.38	40.20	27	-	21	-	-	-	-	-
AT5	27	42.98	41.80	27	-	21	-	-	-	-	-
AT5	28	44.56	43.35	27	-	21	-	-	-	-	-
AT5	30	47.76	46.55	27	-	21	-	-	-	-	-
AT5	32	50.94	49.70	27	-	21	-	-	-	-	-
AT5	36	57.31	56.05	27	-	21	-	-	-	-	-
AT5	40	63.66	62.45	27	-	21	-	-	-	-	-
AT5	44	70.05	68.80	27	-	21	-	-	-	-	-
AT5	48	76.42	75.15	27	-	21	-	-	-	-	-
AT5	60	95.52	94.25	27	-	21	-	-	-	-	-
-	-	-	-	-	-	-	-	-	-	-	-
-	-	-	-	-	-	-	-	-	-	-	-
-	-	-	-	-	-	-	-	-	-	-	-
-	-	-	-	-	-	-	-	-	-	-	-
-	-	-	-	-	-	-	-	-	-	-	-
-	-	-	-	-	-	-	-	-	-	-	-

可按客户图纸定做非标产品；如按本公司型号生产，告知内孔与键槽即可。

Non-standard according to customer’s drawing; Standard according to catalog, customize hole and key-way.

AT5 标准宽度 25 / AT5 standard width 25

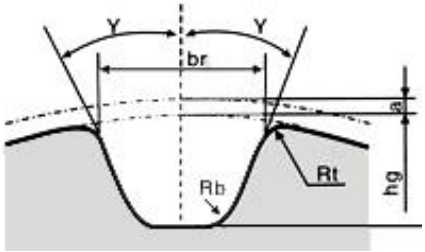

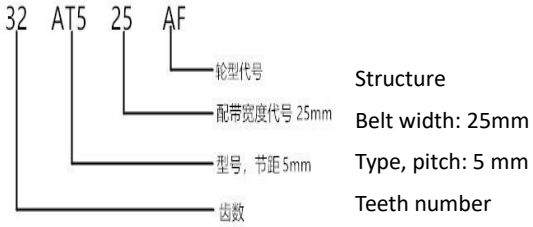

同步带轮基本形状结构图例/Timing belt pulley structure legend

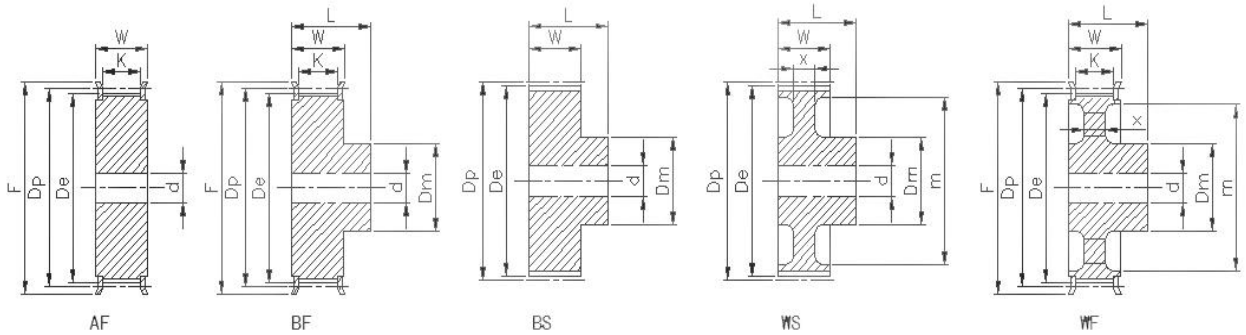

Type 规格	Teeth No. 齿数	Pitch Dia 节径	Out dia 外径	W	L	K	X	Hub dia 轮毂直径	Hole 内孔	Flange out dia 档边外径	Flange inner dia 档边内径
AT5	18	28.65	27.40	36	-	30	-	-	-	-	-
AT5	19	30.25	29.00	36	-	30	-	-	-	-	-
AT5	20	30.83	30.60	36	-	30	-	-	-	-	-
AT5	21	33.42	32.20	36	-	30	-	-	-	-	-
AT5	22	35.02	38.85	36	-	30	-	-	-	-	-
AT5	23	36.61	35.40	36	-	30	-	-	-	-	-
AT5	24	38.21	37.00	36	-	30	-	-	-	-	-
AT5	25	39.80	38.60	36	-	30	-	-	-	-	-
AT5	26	41.38	40.20	36	-	30	-	-	-	-	-
AT5	27	42.98	41.80	36	-	30	-	-	-	-	-
AT5	28	44.56	43.35	36	-	30	-	-	-	-	-
AT5	30	47.76	46.55	36	-	30	-	-	-	-	-
AT5	32	50.94	49.70	36	-	30	-	-	-	-	-
AT5	36	57.31	56.05	36	-	30	-	-	-	-	-
AT5	40	63.66	62.45	36	-	30	-	-	-	-	-
AT5	44	70.05	68.80	36	-	30	-	-	-	-	-
AT5	48	76.42	75.15	36	-	30	-	-	-	-	-
AT5	60	95.52	94.25	36	-	30	-	-	-	-	-
-	-	-	-	-	-	-	-	-	-	-	-
-	-	-	-	-	-	-	-	-	-	-	-
-	-	-	-	-	-	-	-	-	-	-	-
-	-	-	-	-	-	-	-	-	-	-	-
-	-	-	-	-	-	-	-	-	-	-	-
-	-	-	-	-	-	-	-	-	-	-	-

可按客户图纸定做非标产品；如按本公司型号生产，告知内孔与键槽即可。

Non-standard according to customer’s drawing; Standard according to catalog, customize hole and key-way.

AT10 标准宽度 25 / AT10 standard width 25

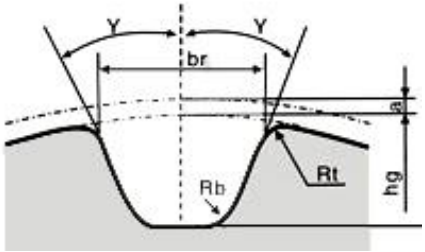

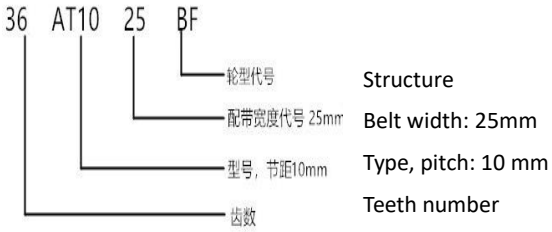

同步带轮基本形状结构图例/Timing belt pulley structure legend

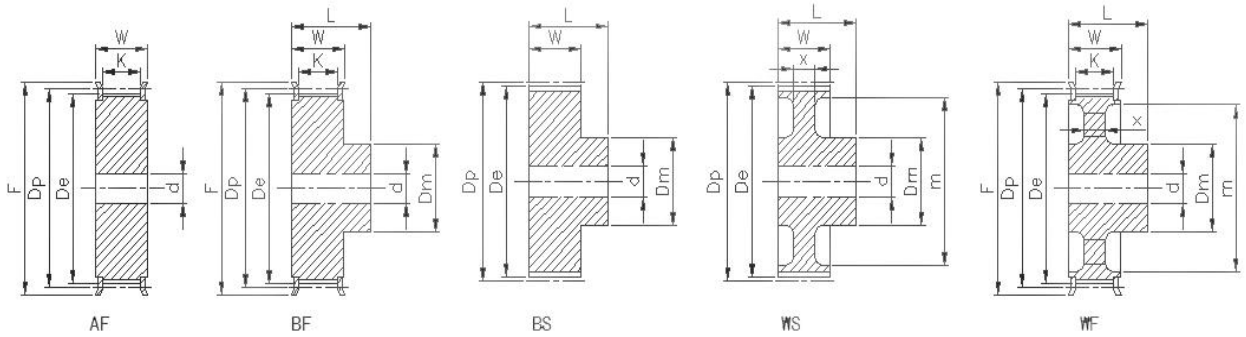

Type 规格	Teeth No. 齿数	Pitch Dia 节径	Out dia 外径	W	L	K	X	Hub dia 轮毂直径	Hole 内孔	Flange out dia 档边外径	Flange inner dia 档边内径
AT10	18	57.29	55.45	40	-	30	-	-	-	-	-
AT10	19	60.48	58.65	40	-	30	-	-	-	-	-
AT10	20	63.66	61.8	40	-	30	-	-	-	-	-
AT10	21	66.85	65.00	40	-	30	-	-	-	-	-
AT10	22	70.03	68.15	40	-	30	-	-	-	-	-
AT10	23	73.21	71.35	40	-	30	-	-	-	-	-
AT10	24	76.39	74.55	40	-	30	-	-	-	-	-
AT10	25	79.58	77.75	40	-	30	-	-	-	-	-
AT10	26	82.76	80.90	40	-	30	-	-	-	-	-
AT10	27	85.45	84.10	40	-	30	-	-	-	-	-
AT10	28	89.13	87.25	40	-	30	-	-	-	-	-
AT10	30	95.49	93.65	40	-	30	-	-	-	-	-
AT10	32	101.86	100.00	40	-	30	-	-	-	-	-
AT10	36	114.59	112.75	40	-	30	-	-	-	-	-
AT10	40	127.32	125.45	40	-	30	-	-	-	-	-
AT10	44	140.05	138.20	40	-	30	-	-	-	-	-
AT10	48	152.78	150.95	40	-	30	-	-	-	-	-
AT10	60	190.98	189.10	40	-	30	-	-	-	-	-
-	-	-	-	-	-	-	-	-	-	-	-
-	-	-	-	-	-	-	-	-	-	-	-
-	-	-	-	-	-	-	-	-	-	-	-
-	-	-	-	-	-	-	-	-	-	-	-
-	-	-	-	-	-	-	-	-	-	-	-
-	-	-	-	-	-	-	-	-	-	-	-

可按客户图纸定做非标产品；如按本公司型号生产，告知内孔与键槽即可。

Non-standard according to customer’s drawing; Standard according to catalog, customize hole and key-way.

AT10 标准宽度 30 / AT10 standard width 30

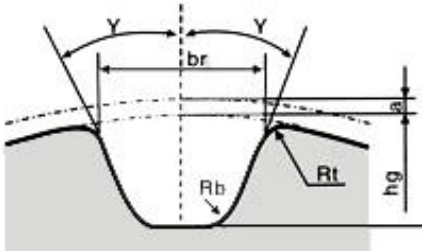

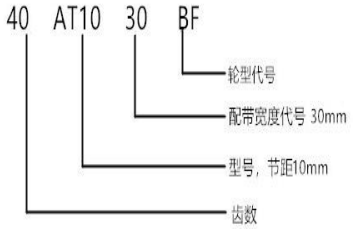

Structure

Belt width: 30mm

Type, pitch: 10 mm

Teeth number

同步带轮基本形状结构图例/Timing belt pulley structure legend

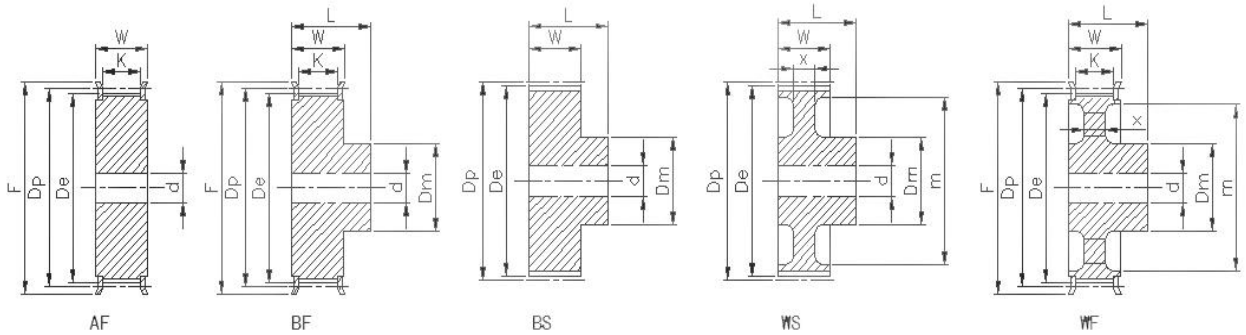

Type 规格	Teeth No. 齿数	Pitch Dia 节径	Out dia 外径	W	L	K	X	Hub dia 轮毂直径	Hole 内孔	Flange out dia 档边外径	Flange inner dia 档边内径
AT10	18	57.29	55.45	47	-	37	-	-	-	-	-
AT10	19	60.48	58.65	47	-	37	-	-	-	-	-
AT10	20	63.66	61.8	47	-	37	-	-	-	-	-
AT10	21	66.85	65.00	47	-	37	-	-	-	-	-
AT10	22	70.03	68.15	47	-	37	-	-	-	-	-
AT10	23	73.21	71.35	47	-	37	-	-	-	-	-
AT10	24	76.39	74.55	47	-	37	-	-	-	-	-
AT10	25	79.58	77.75	47	-	37	-	-	-	-	-
AT10	26	82.76	80.90	47	-	37	-	-	-	-	-
AT10	27	85.45	84.10	47	-	37	-	-	-	-	-
AT10	28	89.13	87.25	47	-	37	-	-	-	-	-
AT10	30	95.49	93.65	47	-	37	-	-	-	-	-
AT10	32	101.86	100.00	47	-	37	-	-	-	-	-
AT10	36	114.59	112.75	47	-	37	-	-	-	-	-
AT10	40	127.32	125.45	47	-	37	-	-	-	-	-
AT10	44	140.05	138.20	47	-	37	-	-	-	-	-
AT10	48	152.78	150.95	47	-	37	-	-	-	-	-
AT10	60	190.98	189.10	47	-	37	-	-	-	-	-
-	-	-	-	-	-	-	-	-	-	-	-
-	-	-	-	-	-	-	-	-	-	-	-
-	-	-	-	-	-	-	-	-	-	-	-
-	-	-	-	-	-	-	-	-	-	-	-
-	-	-	-	-	-	-	-	-	-	-	-
-	-	-	-	-	-	-	-	-	-	-	-

可按客户图纸定做非标产品；如按本公司型号生产，告知内孔与键槽即可。

Non-standard according to customer’s drawing; Standard according to catalog, customize hole and key-way.

3M 标准宽度 6 / 3M standard width 6

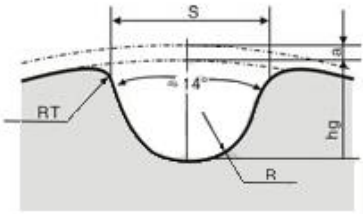

HTD型带轮齿形尺寸

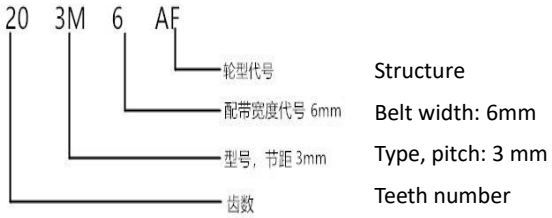

同步带轮基本形状结构图例/Timing belt pulley structure legend

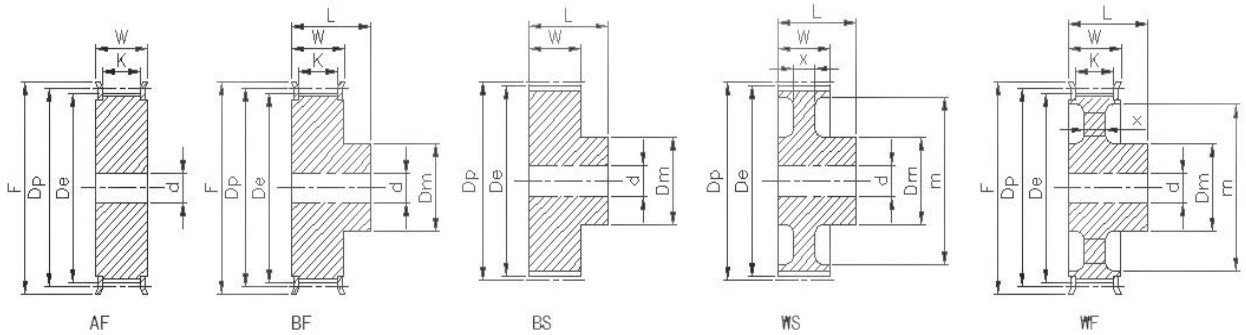

Type 规格	Teeth No. 齿数	Pitch Dia 节径	Out dia 外径	W	L	K	X	Hub dia 轮毂直径	Hole 内孔	Flange out dia 档边外径	Flange inner dia 档边内径
3M	11	10.50	9.74	11	19	7	-	-	3	14	7
3M	12	11.46	10.70	11	19	7	-	-	3	14	7
3M	14	13.37	12.61	11	19	7	-	-	4	13	9.5
3M	15	14.32	13.56	11	19	7	-	-	4	18	11
3M	16	15.28	14.52	11	19	7	-	10	4	18	11
3M	18	17.19	16.43	11	19	7	-	10	5	23	12
3M	19	18.14	17.38	11	19	7	-	10	5	25	13
3M	20	19.10	18.34	11	19	7	-	10	5	25	14
3M	21	20.05	19.29	11	19	7	-	11	5	25	14
3M	22	21.01	20.25	11	19	7	-	11	6	25	14
3M	24	22.92	22.16	11	19	7	-	14	6	28	18
3M	25	23.87	23.11	11	19	7	-	14	6	28	18
3M	26	24.83	24.07	11	19	7	-	15	6	28	18
3M	28	26.74	25.98	11	19	7	-	17	6	31	20
3M	30	28.65	27.89	11	19	7	-	19	6	33	22
3M	32	30.56	29.80	11	19	7	-	20	6	33	22
3M	34	32.47	31.71	11	19	7		22	8	38	26
3M	36	34.38	33.62	11	19	7	-	24	8	38	26
3M	38	36.29	35.53	11	19	7	-	26	8	43	28
3M	40	38.20	37.44	11	19	7	-	28	8	44	32
3M	46	43.93	43.16	11	19	7	-	32	10	51	36
3M	48	45.84	45.07	11	19	7	-	32	10	51	36
3M	60	57.30	56.53	11	19	7	-	36	12	65	30
-	-	-	-	-	-	-	-	-	-	-	-

可按客户图纸定做非标产品；如按本公司型号生产，告知内孔与键槽即可。

Non-standard according to customer’s drawing; Standard according to catalog, customize hole and key-way.

3M标准宽度9 / 3M standard width 9

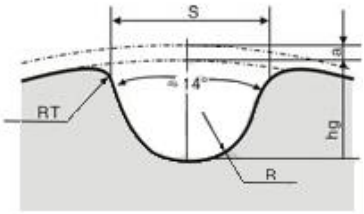

HTD型带轮齿形尺寸

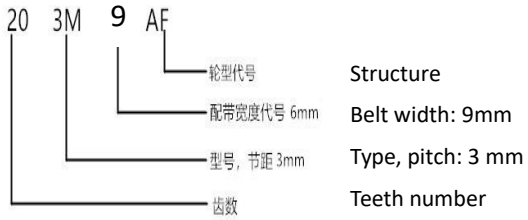

同步带轮基本形状结构图例/Timing belt pulley structure legend

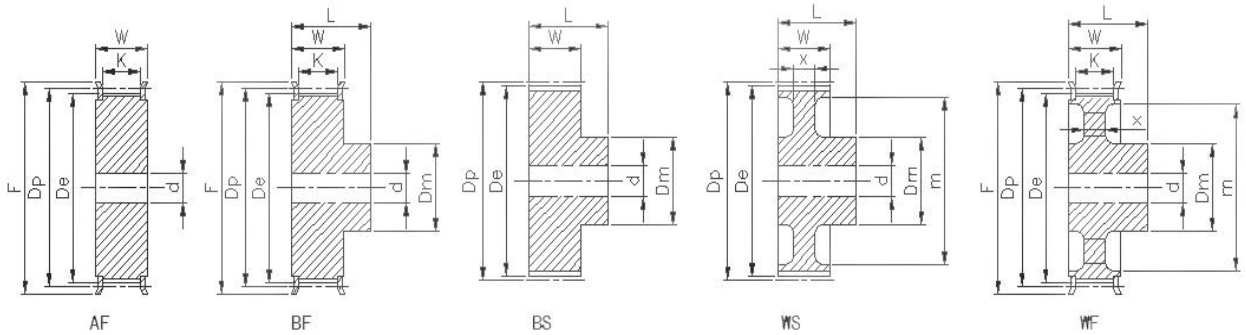

Type 规格	Teeth No. 齿数	Pitch Dia 节径	Out dia 外径	W	L	K	X	Hub dia 轮毂直径	Hole 内孔	Flange out dia 档边外径	Flange inner dia 档边内径
3M	11	10.50	9.74	14	22	10	-	-	3	14	7
3M	12	11.46	10.70	14	22	10	-	-	3	14	7
3M	14	13.37	12.61	14	22	10	-	-	4	13	9.5
3M	15	14.32	13.56	14	22	10	-	-	4	18	11
3M	16	15.28	14.52	14	22	10	-	10	4	18	11
3M	18	17.19	16.43	14	22	10	-	10	5	23	12
3M	19	18.14	17.38	14	22	10	-	10	5	25	13
3M	20	19.10	18.34	14	22	10	-	10	5	25	14
3M	21	20.05	19.29	14	22	10	-	11	5	25	14
3M	22	21.01	20.25	14	22	10	-	11	6	25	14
3M	24	22.92	22.16	14	22	10	-	14	6	28	18
3M	25	23.87	23.11	14	22	10	-	14	6	28	18
3M	26	24.83	24.07	14	22	10	-	15	6	28	18
3M	28	26.74	25.98	14	22	10	-	17	6	31	20
3M	30	28.65	27.89	14	22	10	-	19	6	33	22
3M	32	30.56	29.80	14	22	10	-	20	6	33	22
3M	34	32.47	31.71	14	22	10		22	8	38	26
3M	36	34.38	33.62	14	22	10	-	24	8	38	26
3M	38	36.29	35.53	14	22	10	-	26	8	43	28
3M	40	38.20	37.44	14	22	10	-	28	8	44	32
3M	46	43.93	43.16	14	22	10	-	32	10	51	36
3M	48	45.84	45.07	14	22	10	-	32	10	51	36
3M	60	57.30	56.53	14	22	10	-	36	12	65	30
-	-	-	-	-	-	-	-	-	-	-	-

可按客户图纸定做非标产品；如按本公司型号生产，告知内孔与键槽即可。

Non-standard according to customer’s drawing; Standard according to catalog, customize hole and key-way.

3M 标准宽度 15 / 3M standard width 15

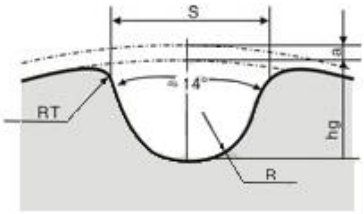

HTD型带轮齿形尺寸

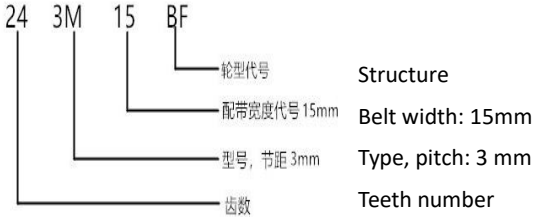

同步带轮基本形状结构图例/Timing belt pulley structure legend

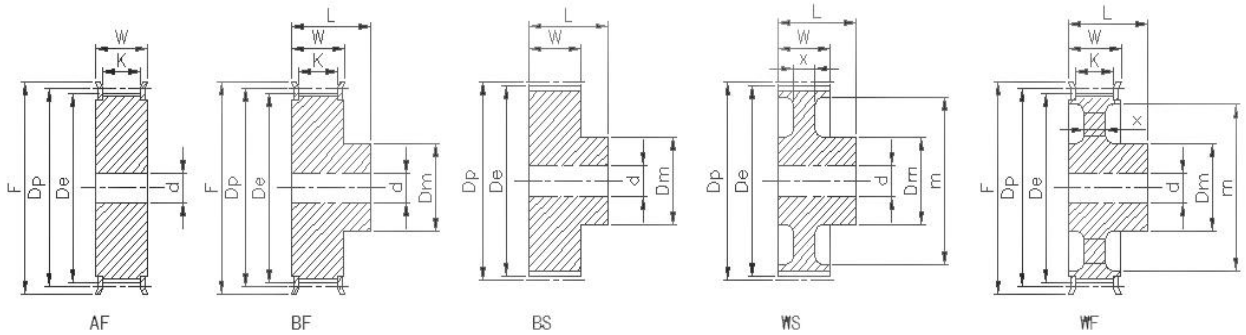

Type 规格	Teeth No. 齿数	Pitch Dia 节径	Out dia 外径	W	L	K	X	Hub dia 轮毂直径	Hole 内孔	Flange out dia 档边外径	Flange inner dia 档边内径
3M	11	10.50	9.74	20	28	16	-	-	3	14	7
3M	12	11.46	10.70	20	28	16	-	-	3	14	7
3M	14	13.37	12.61	20	28	16	-	-	4	13	9.5
3M	15	14.32	13.56	20	28	16	-	-	4	18	11
3M	16	15.28	14.52	20	28	16	-	10	4	18	11
3M	18	17.19	16.43	20	28	16	-	10	5	23	12
3M	19	18.14	17.38	20	28	16	-	10	5	25	13
3M	20	19.10	18.34	20	28	16	-	10	5	25	14
3M	21	20.05	19.29	20	28	16	-	11	5	25	14
3M	22	21.01	20.25	20	28	16	-	11	6	25	14
3M	24	22.92	22.16	20	28	16	-	14	6	28	18
3M	25	23.87	23.11	20	28	16	-	14	6	28	18
3M	26	24.83	24.07	20	28	16	-	15	6	28	18
3M	28	26.74	25.98	20	28	16	-	17	6	31	20
3M	30	28.65	27.89	20	28	16	-	19	6	33	22
3M	32	30.56	29.80	20	28	16	-	20	6	33	22
3M	34	32.47	31.71	20	28	16		22	8	38	26
3M	36	34.38	33.62	20	28	16	-	24	8	38	26
3M	38	36.29	35.53	20	28	16	-	26	8	43	28
3M	40	38.20	37.44	20	28	16	-	28	8	44	32
3M	46	43.93	43.16	20	28	16	-	32	10	51	36
3M	48	45.84	45.07	20	28	16	-	32	10	51	36
3M	60	57.30	56.53	20	28	16	-	36	12	65	30
-	-	-	-	-	-	-	-	-	-	-	-

可按客户图纸定做非标产品；如按本公司型号生产，告知内孔与键槽即可。

Non-standard according to customer’ s drawing; Standard according to catalog, customize hole and key-way.

5M 标准宽度 15 / 5M standard width 15

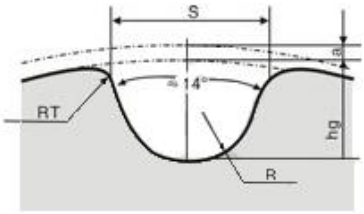

HTD型带轮齿形尺寸

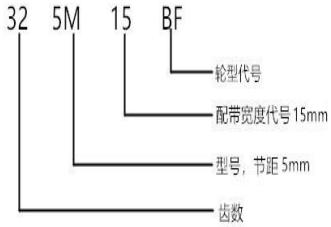

Structure

Belt width: 15mm

Type, pitch: 5 mm

Teeth number

同步带轮基本形状结构图例/Timing belt pulley structure legend

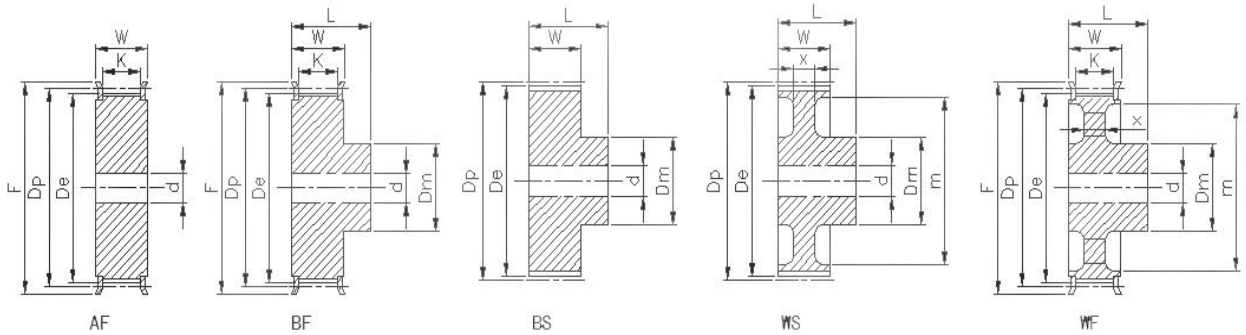

Type 规格	Teeth No. 齿数	Pitch Dia 节径	Out dia 外径	W	L	K	X	Hub dia 轮毂直径	Hole 内孔	Flange out dia 档边外径	Flange inner dia 档边内径
5M	16	25.46	24.32	20	28	16	-	15	6	31	20
5M	18	28.65	27.50	20	28	16	-	18	6	33	22
5M	19	30.24	29.10	20	28	16	-	19	6	35	22
5M	20	31.83	30.69	20	28	16	-	20	8	35	22
5M	21	33.42	32.28	20	28	16	-	22	8	38	26
5M	22	35.01	33.87	20	28	16	-	22	8	38	26
5M	24	38.20	37.05	20	28	16	-	26	8	43	28
5M	25	39.79	38.65	20	28	16	-	28	8	44	32
5M	26	41.38	40.24	20	28	16	-	28	10	47	34
5M	28	44.56	43.42	20	28	16	-	30	10	48	36
5M	30	47.75	46.60	20	28	16	-	32	10	51	36
5M	32	50.93	49.79	21	28	16	-	34	10	55	39
5M	34	54.11	52.98	21	28	16	-	36	12	57	41
5M	36	57.30	56.15	21	28	16	-	38	12	61	48
5M	38	60.48	59.34	21	28	16	-	38	12	65	50
5M	40	63.66	62.52	21	28	16	-	40	12	69	50
5M	42	66.85	65.70	21	28	16	-	42	12	69	50
5M	46	73.21	72.07	21	28	16	-	44	12	78	58
5M	48	76.69	75.25	21	28	16	-	46	12	83	63
5M	50	79.58	78.43	21	28	16	7	46	12	83	63
5M	51	85.94	84.80	21	28	16	7	48	12	91	72
5M	56	89.13	87.98	21	28	16	7	50	12	94	74
5M	60	95.49	94.35	21	28	16	7	50	12	94	74
-	-	-	-	-	-	-	-	-	-	-	-

可按客户图纸定做非标产品；如按本公司型号生产，告知内孔与键槽即可。

Non-standard according to customer’s drawing; Standard according to catalog, customize hole and key-way.

5M 标准宽度 25 / 5M standard width 25

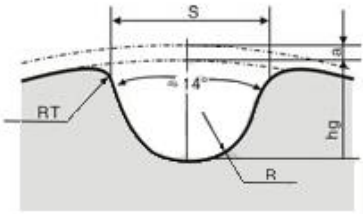

HTD型带轮齿形尺寸

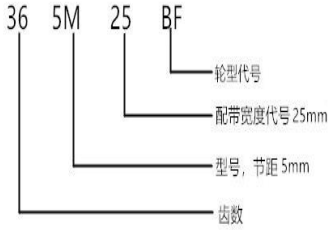

Structure

Belt width: 25mm

Type, pitch: 5 mm

Teeth number

同步带轮基本形状结构图例/Timing belt pulley structure legend

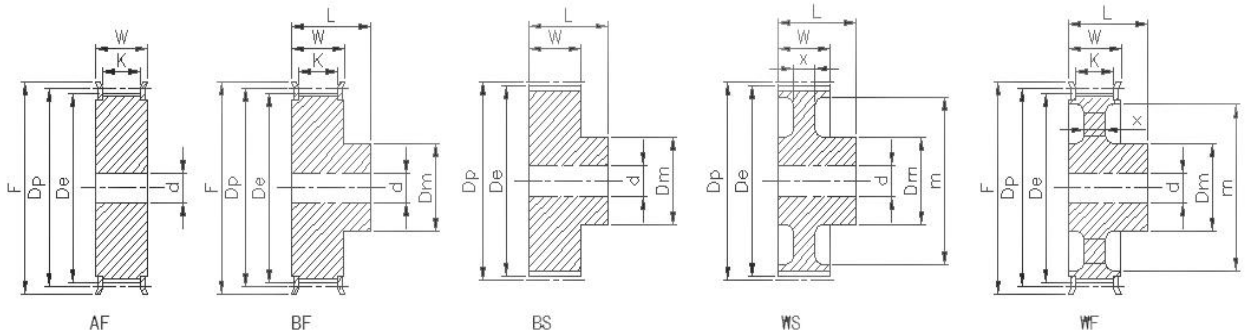

Type 规格	Teeth No. 齿数	Pitch Dia 节径	Out dia 外径	W	L	K	X	Hub dia 轮毂直径	Hole 内孔	Flange out dia 档边外径	Flange inner dia 档边内径
5M	16	25.46	24.32	30	35	26	-	15	6	31	20
5M	18	28.65	27.50	30	35	26	-	18	6	33	22
5M	19	30.24	29.10	30	35	26	-	19	6	35	22
5M	20	31.83	30.69	30	35	26	-	20	8	35	22
5M	21	33.42	32.28	30	35	26	-	22	8	38	26
5M	22	35.01	33.87	30	35	26	-	22	8	38	26
5M	24	38.20	37.05	30	35	26	-	26	8	43	28
5M	25	39.79	38.65	30	35	26	-	28	8	44	32
5M	26	41.38	40.24	30	35	26	-	28	10	47	34
5M	28	44.56	43.42	30	35	26	-	30	10	48	36
5M	30	47.75	46.60	30	35	26	-	32	10	51	36
5M	32	50.93	49.79	30	35	26	-	34	10	55	39
5M	34	54.11	52.98	30	35	26	-	36	12	57	41
5M	36	57.30	56.15	30	35	26	-	38	12	61	48
5M	38	60.48	59.34	30	35	26	-	38	12	65	50
5M	40	63.66	62.52	30	35	26	-	40	12	69	50
5M	42	66.85	65.70	30	35	26	-	42	12	69	50
5M	46	73.21	72.07	30	35	26	-	44	12	78	58
5M	48	76.69	75.25	30	35	26	-	46	12	83	63
5M	50	79.58	78.43	30	35	26	7	46	12	83	63
5M	51	85.94	84.80	30	35	26	7	48	12	91	72
5M	56	89.13	87.98	30	35	26	7	50	12	94	74
5M	60	95.49	94.35	30	35	26	7	50	12	94	74
-	-	-	-	-	-	-	-	-	-	-	-

可按客户图纸定做非标产品；如按本公司型号生产，告知内孔与键槽即可。

Non-standard according to customer’ s drawing; Standard according to catalog, customize hole and key-way.

8M 标准宽度 30 / 8M standard width 30

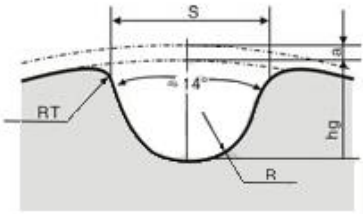

HTD型带轮齿形尺寸

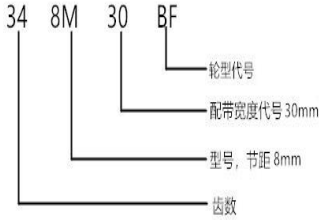

Structure

Belt width: 30mm

Type, pitch: 8 mm

Teeth number

同步带轮基本形状结构图例/Timing belt pulley structure legend

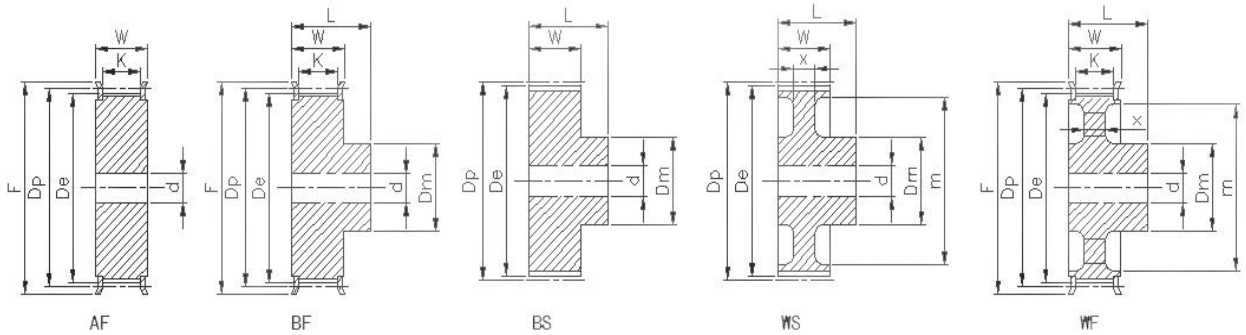

Type 规格	Teeth No. 齿数	Pitch Dia 节径	Out dia 外径	W	L	K	X	Hub dia 轮毂直径	Hole 内孔	Flange out dia 档边外径	Flange inner dia 档边内径
8M	18	45.84	44.47	37	58	32	-	38	10	-	-
8M	20	50.93	49.56	37	58	32	-	40	10	-	-
8M	22	56.02	54.65	37	58	32	-	42	10	-	-
8M	24	61.12	59.75	37	58	32	-	44	10	-	-
8M	26	66.21	64.84	37	58	32	-	46	10	74	53
8M	28	71.30	69.93	37	58	32	-	48	10	78	58
8M	30	76.39	75.02	37	58	32	-	52	10	83	63
8M	32	81.49	80.12	37	58	32	-	56	12	90	69
8M	34	86.58	85.21	37	58	32	-	60	12	93	75
8M	36	91.67	90.30	37	58	32	-	64	12	99	78
8M	38	96.77	95.39	37	58	32	-	68	12	105	84
8M	40	101.86	100.49	37	58	32	-	72	12	112	90
8M	42	106.95	105.58	37	58	32	-	74	15	115	90
8M	44	112.05	110.67	38	58	32	-	76	15	121	99
8M	46	117.14	115.77	38	58	32	-	78	15	126	100
8M	48	122.23	120.86	38	58	32	-	80	15	131	111
8M	50	127.32	125.95	38	58	32	9	80	15	136	114
8M	52	132.42	131.05	38	58	32	9	82	15	141	118
8M	56	142.60	141.23	38	58	32	9	84	15	152	134
8M	58	147.70	146.32	38	58	32	9	86	15	156	135
8M	60	152.79	151.42	38	58	32	9	88	20	160	140
8M	64	162.97	161.60	38	58	32	9	92	20	166	150
8M	72	183.35	181.97	38	58	32	9	94	20	192	171
8M	80	203.72	202.35	38	58	32	9	98	20	212	191

可按客户图纸定做非标产品；如按本公司型号生产，告知内孔与键槽即可。

Non-standard according to customer’ s drawing; Standard according to catalog, customize hole and key-way.

8M 标准宽度 40 / 8M standard width 40

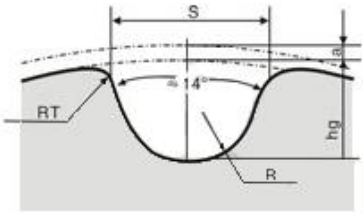

HTD型带轮齿形尺寸

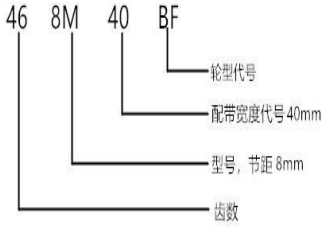

Structure

Belt width: 40mm

Type, pitch: 8 mm

Teeth number

同步带轮基本形状结构图例/Timing belt pulley structure legend

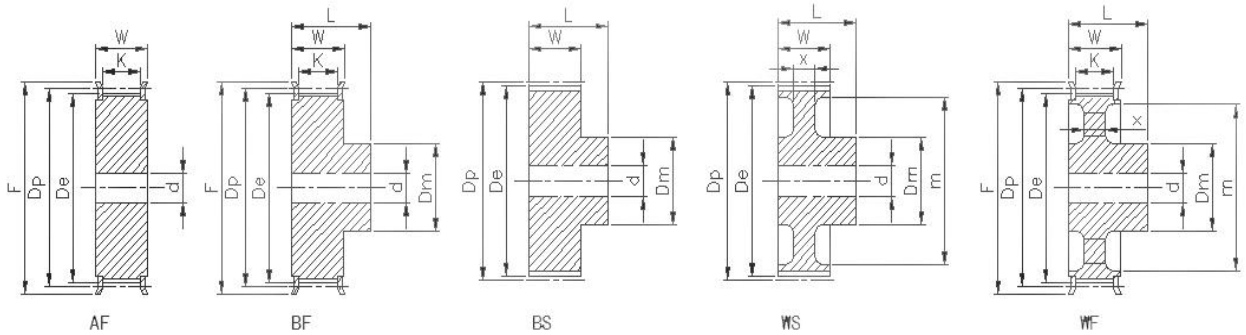

Type 规格	Teeth No. 齿数	Pitch Dia 节径	Out dia 外径	W	L	K	X	Hub dia 轮毂直径	Hole 内孔	Flange out dia 档边外径	Flange inner dia 档边内径
8M	18	45.84	44.47	47	68	42	-	38	10	-	-
8M	20	50.93	49.56	47	68	42	-	40	10	-	-
8M	22	56.02	54.65	47	68	42	-	42	10	-	-
8M	24	61.12	59.75	47	68	42	-	44	10	-	-
8M	26	66.21	64.84	47	68	42	-	46	10	74	53
8M	28	71.30	69.93	47	68	42	-	48	10	78	58
8M	30	76.39	75.02	47	68	42	-	52	10	83	63
8M	32	81.49	80.12	47	68	42	-	56	12	90	69
8M	34	86.58	85.21	47	68	42	-	60	12	93	75
8M	36	91.67	90.30	47	68	42	-	64	12	99	78
8M	38	96.77	95.39	47	68	42	-	68	12	105	84
8M	40	101.86	100.49	47	68	42	-	72	12	112	90
8M	42	106.95	105.58	47	68	42	-	74	15	115	90
8M	44	112.05	110.67	47	68	42	-	76	15	121	99
8M	46	117.14	115.77	47	68	42	-	78	15	126	100
8M	48	122.23	120.86	47	68	42	-	80	15	131	111
8M	50	127.32	125.95	47	68	42	9	80	15	136	114
8M	52	132.42	131.05	47	68	42	9	82	15	141	118
8M	56	142.60	141.23	47	68	42	9	84	15	152	134
8M	58	147.70	146.32	47	68	42	9	86	15	156	135
8M	60	152.79	151.42	47	68	42	9	88	20	160	140
8M	64	162.97	161.60	47	68	42	9	92	20	166	150
8M	72	183.35	181.97	47	68	42	9	94	20	192	171
8M	80	203.72	202.35	47	68	42	9	98	20	212	191

可按客户图纸定做非标产品；如按本公司型号生产，告知内孔与键槽即可。

Non-standard according to customer’s drawing; Standard according to catalog, customize hole and key-way.

8M 标准宽度 50 / 8M standard width 50

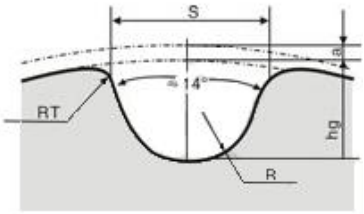

HTD型带轮齿形尺寸

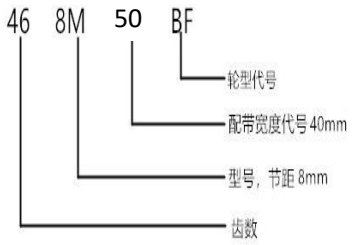

Structure

Belt width: 50mm

Type, pitch: 8 mm

Teeth number

同步带轮基本形状结构图例/Timing belt pulley structure legend

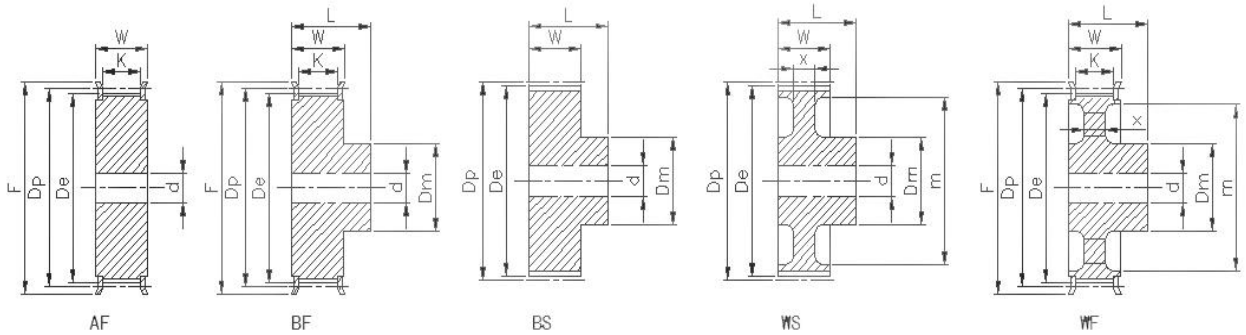

Type 规格	Teeth No. 齿数	Pitch Dia 节径	Out dia 外径	W	L	K	X	Hub dia 轮毂直径	Hole 内孔	Flange out dia 档边外径	Flange inner dia 档边内径
8M	18	45.84	44.47	56	68	52	-	38	10	-	-
8M	20	50.93	49.56	56	68	52	-	40	10	-	-
8M	22	56.02	54.65	56	69	52	-	42	10	-	-
8M	24	61.12	59.75	56	68	52	-	44	10	-	-
8M	26	66.21	64.84	56	68	52	-	46	10	74	53
8M	28	71.30	69.93	56	69	52	-	48	10	78	58
8M	30	76.39	75.02	56	68	52	-	52	10	83	63
8M	32	81.49	80.12	56	68	52	-	56	12	90	69
8M	34	86.58	85.21	56	69	52	-	60	12	93	75
8M	36	91.67	90.30	56	68	52	-	64	12	99	78
8M	38	96.77	95.39	56	68	52	-	68	12	105	84
8M	40	101.86	100.49	56	69	52	-	72	12	112	90
8M	42	106.95	105.58	56	68	52	-	74	15	115	90
8M	44	112.05	110.67	56	68	52	-	76	15	121	99
8M	46	117.14	115.77	56	69	52	-	78	15	126	100
8M	48	122.23	120.86	56	68	52	-	80	15	131	111
8M	50	127.32	125.95	56	68	52	12	80	15	136	114
8M	52	132.42	131.05	56	69	52	12	82	15	141	118
8M	56	142.60	141.23	56	68	52	12	84	15	152	134
8M	58	147.70	146.32	56	68	52	12	86	15	156	135
8M	60	152.79	151.42	56	69	52	12	88	20	160	140
8M	64	162.97	161.60	56	68	52	12	92	20	166	150
8M	72	183.35	181.97	56	68	52	12	94	20	192	171
8M	80	203.72	202.35	56	69	52	12	98	20	212	191

可按客户图纸定做非标产品；如按本公司型号生产，告知内孔与键槽即可。

Non-standard according to customer’s drawing; Standard according to catalog, customize hole and key-way.

14M 标准宽度 55 / 14M standard width 55

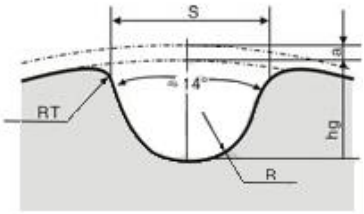

HTD型带轮齿形尺寸

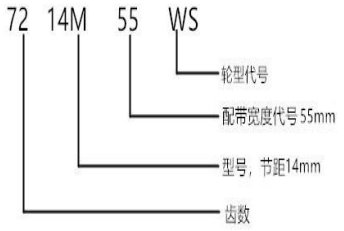

Structure

Belt width: 55mm

Type, pitch: 14 mm

Teeth number

同步带轮基本形状结构图例/Timing belt pulley structure legend

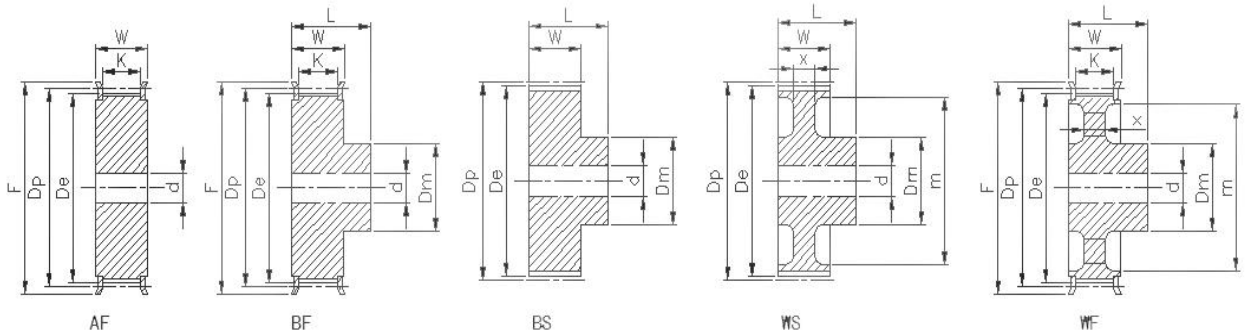

Type 规格	Teeth No. 齿数	Pitch Dia 节径	Out dia 外径	W	L	K	X	Hub dia 轮毂直径	Hole 内孔	Flange out dia 档边外径	Flange inner dia 档边内径
14M	28	124.78	121.98	66	91	60	-	92	25	137	106
14M	29	129.23	126.44	66	91	60	-	94	25	141	111
14M	30	133.69	130.90	66	91	60	-	96	25	146	115
14M	32	142.60	139.81	66	91	60	-	100	25	155	123
14M	34	151.52	148.72	66	91	60	-	104	25	164	132
14M	36	160.43	157.63	66	91	60	-	108	30	173	140
14M	38	169.34	166.55	66	91	60	-	112	30	182	149
14M	40	178.25	175.46	66	91	60	16	114	30	190	158
14M	42	187.17	184.37	66	91	60	16	116	30	200	167
14M	44	196.08	193.28	66	91	60	16	118	30	208	176
14M	46	204.99	202.20	66	91	60	16	118	30	217	185
14M	48	213.90	211.11	66	91	60	16	120	30	226	194
14M	56	249.55	246.76	66	91	60	16	124	40	262	229
14M	60	267.38	264.59	66	91	60	16	128	40	280	247
14M	64	285.21	282.41	66	91	60	16	130	40	297	265
14M	72	320.86	318.09	66	91	60	16	134	50	333	301
14M	80	356.51	353.71	66	91	60	16	138	50	369	336
14M	84	374.33	371.54	66	91	60	16	140	50	387	354
14M	90	401.07	398.28	66	91	60	16	142	50	413	381
14M	96	427.81	425.01	66	91	60	16	146	50	440	407
-	-	-	-	-	-	-	-	-	-	-	-
-	-	-	-	-	-	-	-	-	-	-	-
-	-	-	-	-	-	-	-	-	-	-	-
-	-	-	-	-	-	-	-	-	-	-	-

可按客户图纸定做非标产品；如按本公司型号生产，告知内孔与键槽即可。

Non-standard according to customer’ s drawing; Standard according to catalog, customize hole and key-way.

20M 标准宽度 115 / 20M standard width 115

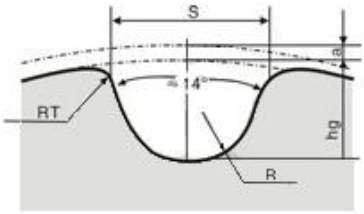

HTD型带轮齿形尺寸

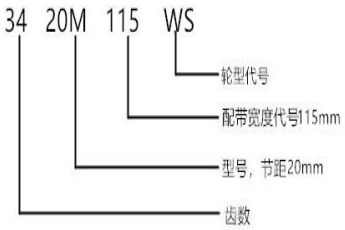

Structure

Belt width: 115mm

Type, pitch: 20 mm

Teeth number

同步带轮基本形状结构图例/Timing belt pulley structure legend

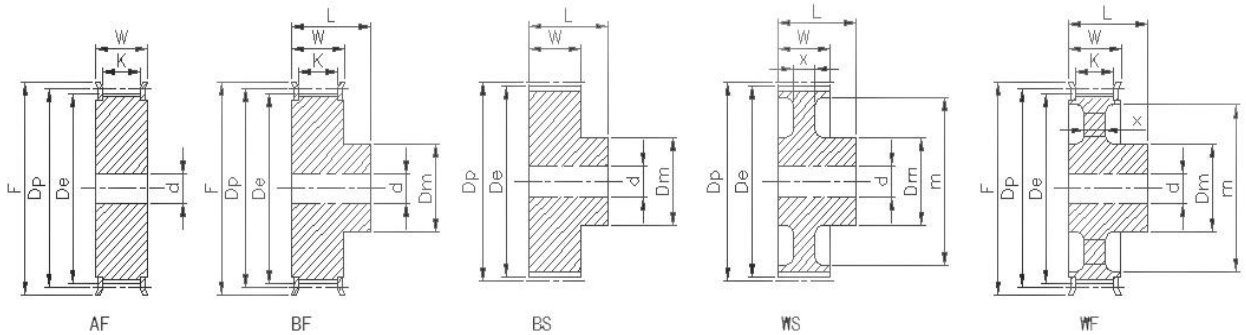

Type 规格	Teeth No. 齿数	Pitch Dia 节径	Out dia 外径	W	L	K	X	Hub dia 轮毂直径	Hole 内孔	Flange out dia 档边外径	Flange inner dia 档边内径
20M	34	216.45	212.13	135	168	125	-	165	32	240	165
20M	36	229.18	224.87	135	168	125	-	178	32	250	178
20M	38	241.92	237.60	135	168	125	-	181	32	264	190
20M	40	254.56	250.33	135	168	125	-	203	32	275	203
20M	44	280.11	275.79	135	168	125	-	210	32	300	228
20M	48	305.88	301.26	135	168	125	-	228	32	325	254
20M	52	331.04	326.72	135	168	125	-	228	32	350	279
20M	56	356.51	352.19	135	168	125	-	228	32	375	305
20M	60	381.97	377.65	135	168	125	30	228	32	405	330
20M	64	407.44	403.12	135	168	125	30	228	32	430	356
20M	68	432.90	428.58	135	168	125	30	228	32	455	382
-	-	-	-	-	-	-	-	-	-	-	-
-	-	-	-	-	-	-	-	-	-	-	-
-	-	-	-	-	-	-	-	-	-	-	-
-	-	-	-	-	-	-	-	-	-	-	-
-	-	-	-	-	-	-	-	-	-	-	-
-	-	-	-	-	-	-	-	-	-	-	-
-	-	-	-	-	-	-	-	-	-	-	-
-	-	-	-	-	-	-	-	-	-	-	-
-	-	-	-	-	-	-	-	-	-	-	-
-	-	-	-	-	-	-	-	-	-	-	-
-	-	-	-	-	-	-	-	-	-	-	-
-	-	-	-	-	-	-	-	-	-	-	-
-	-	-	-	-	-	-	-	-	-	-	-
-	-	-	-	-	-	-	-	-	-	-	-

可按客户图纸定做非标产品；如按本公司型号生产，告知内孔与键槽即可。

Non-standard according to customer’ s drawing; Standard according to catalog, customize hole and key-way.

MXL 同步带 MXL TIMING BELT

表示方法：

80 MXL 025

- 025：带宽0.25英寸，6.4mm
- MXL：规格型号，节距=2.032mm
- 80：节线长度8英寸，203.2mm

MXL齿形图：

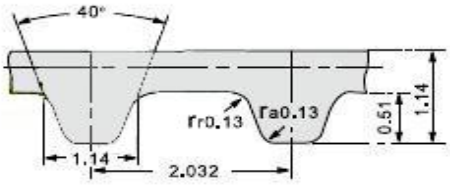

MXL 梯形同步带规格、型号、尺寸(节距=2.032mm)

Type	Pitch length	Teeth No.	Type	Pitch length	Teeth No.	Type	Pitch length	Teeth No.
规格	节线长	齿数	规格	节线长	齿数	规格	节线长	齿数
40 MXL	101.6	50	85 MXL	215.39	106	189 MXL	479.55	236
42 MXL	107.7	53	88 MXL	223.52	110	192 MXL	487.68	240
43 MXL	109.73	54	89 MXL	227.58	112	198 MXL	503.94	248
44 MXL	111.76	55	91 MXL	231.65	114	200 MXL	508.00	250
45 MXL	113.79	56	92 MXL	233.68	115	205 MXL	520.19	256
46 MXL	117.86	58	94 MXL	239.78	118	208 MXL	528.32	260
47 MXL	119.89	59	96 MXL	243.84	120	212 MXL	538.48	265
48 MXL	121.92	60	97.6 MXL	247.9	122	221 MXL	560.83	276
50 MXL	128.02	63	98 MXL	249.94	123	224 MXL	568.96	280
52 MXL	132.08	65	100 MXL	254	125	228 MXL	579.12	285
53 MXL	134.11	66	101 MXL	256.03	126	232 MXL	589.28	290
54 MXL	138.18	68	102.4 MXL	260.1	128	236 MXL	599.44	295
56 MXL	142.24	70	104 MXL	264.16	130	240 MXL	609.6	300
57 MXL	144.27	71	105 MXL	266.19	131	244 MXL	619.76	305
58 MXL	146.3	72	106 MXL	268.22	132	250 MXL	633.98	312
58.4 MXL	148.34	73	112 MXL	284.48	140	254 MXL	646.18	318
60 MXL	152.4	75	115 MXL	292.61	144	256 MXL	650.24	320
61 MXL	154.43	76	117 MXL	298.7	147	258 MXL	656.34	323
61.6 MXL	156.46	77	118 MXL	300.74	148	259 MXL	658.37	324
63 MXL	160.53	79	120 MXL	304.8	150	262 MXL	666.5	328
64 MXL	162.56	80	121 MXL	306.83	151	266 MXL	676.66	333
65 MXL	166.62	82	122 MXL	310.9	153	269 MXL	682.75	336
66 MXL	168.66	83	124 MXL	314.96	155	280 MXL	711.2	350
68 MXL	172.72	85	126 MXL	321.06	158	290 MXL	735.58	362
69 MXL	176.78	87	128 MXL	325.12	160	292 MXL	741.68	365
70 MXL	178.82	88	129 MXL	327.15	161	302 MXL	768.1	378
72 MXL	182.88	90	132 MXL	335.28	165	320 MXL	812.8	400
73 MXL	186.94	92	136 MXL	345.44	170	362 MXL	920.5	453
74 MXL	188.98	93	140 MXL	355.6	175	379 MXL	961.14	473
75 MXL	191.01	94	144 MXL	365.76	180	403 MXL	1024.13	504
76 MXL	193.04	95	152 MXL	386.08	190	418 MXL	1060.7	522
76.8 MXL	195.07	96	155 MXL	394.21	194	456 MXL	1158.24	570
77 MXL	197.1	97	160 MXL	406.4	200	480 MXL	1219.2	600
78 MXL	199.14	98	168 MXL	426.72	210	518 MXL	1316.74	648
80 MXL	203.3	100	169 MXL	430.78	212	608 MXL	1544.32	760
81 MXL	207.26	102	175 MXL	445.01	219	810 MXL	2056.38	1012
82 MXL	209.3	103	179 MXL	455.17	224	848 MXL	2153.92	1060
83 MXL	211.33	104	180 MXL	457.2	225	1170 MXL	2972.82	1463
84 MXL	213.36	105	185 MXL	471.42	232			

表示方法：

100 XL 025

- 025：带宽0.25英寸，6.4mm
- XL：规格型号，节距=5.08mm
- 100：节线长度10英寸，254mm

XL齿形图：

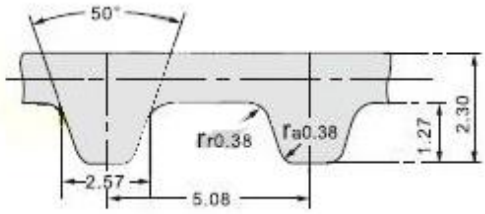

XL 梯形同步带规格、型号、尺寸(节距=5.08mm)

Type 规格	Pitch length 节线长	Teeth No. 齿数	Type 规格	Pitch length 节线长	Teeth No. 齿数	Type 规格	Pitch length 节线长	Teeth No. 齿数
44 XL	111.76	22	164 XL	416.56	82	306 XL	777.24	153
60 XL	152.40	30	166 XL	421.64	83	310 XL	787.40	155
70 XL	177.80	35	170 XL	431.80	85	312 XL	792.48	156
76 XL	193.04	38	172 XL	436.88	86	316 XL	802.64	158
78 XL	198.12	39	176 XL	447.04	88	320 XL	812.80	160
80 XL	203.20	40	180 XL	457.20	90	322 XL	817.88	161
82 XL	208.28	41	182 XL	462.28	91	326 XL	828.04	163
90 XL	228.60	45	184 XL	467.36	92	330 XL	838.20	165
92 XL	233.68	46	188 XL	477.52	94	334 XL	848.36	167
94 XL	238.76	47	190 XL	482.60	95	336 XL	853.44	168
96 XL	243.84	48	194 XL	492.76	97	338 XL	858.52	169
98 XL	248.92	49	196 XL	497.84	98	340 XL	863.60	170
100 XL	254.00	50	198 XL	502.92	99	348 XL	883.92	174
102 XL	259.08	51	200 XL	508.00	100	350 XL	889.00	175
104 XL	264.16	52	202 XL	513.08	101	352 XL	894.08	176
106 XL	269.24	53	206 XL	523.24	103	360 XL	914.40	180
108 XL	274.35	54	208 XL	528.32	104	364 XL	924.56	182
110 XL	279.40	55	210 XL	533.40	105	372 XL	944.88	186
114 XL	289.56	57	212 XL	538.48	106	380 XL	965.20	190
116 XL	294.64	58	214 XL	543.56	107	384 XL	975.36	192
118 XL	299.72	59	216 XL	548.64	108	390 XL	990.60	195
120 XL	304.80	60	220 XL	558.80	110	400 XL	1016.90	200
122 XL	309.88	61	224 XL	568.96	112	412 XL	1046.48	206
124 XL	314.96	62	226 XL	574.04	113	424 XL	1076.90	212
126 XL	320.04	63	228 XL	579.13	114	430 XL	1092.20	215
128 XL	325.12	64	230 XL	584.20	115	432 XL	1097.28	216
130 XL	330.20	65	236 XL	599.44	118	450 XL	1143.00	225
132 XL	335.28	66	240 XL	609.60	120	460 XL	1168.40	230
134 XL	340.36	67	250 XL	635.00	125	490 XL	1244.60	245
136 XL	345.44	68	260 XL	660.40	130	564 XL	1432.56	282
140 XL	355.60	70	270 XL	685.80	135	572 XL	1452.88	288
142 XL	360.68	71	276 XL	701.04	138	600 XL	1524.00	300
144 XL	365.76	72	280 XL	711.20	140	612 XL	1554.48	306
146 XL	370.84	73	282 XL	716.28	141	630 XL	1600.20	315
150 XL	381.00	75	290 XL	736.60	145	670 XL	1701.80	335
156 XL	396.24	78	296 XL	751.84	148	700 XL	1778.00	350
160 XL	406.40	80	300 XL	762.00	150	720 XL	1828.80	360
162 XL	411.48	81	304 XL	772.16	152	884 XL	2245.36	442

表示方法：

150 L 050

- 050：带宽0.5英寸，12.7mm
- L：规格型号，节距=9.525mm
- 150：节线长度15英寸，381.00mm

L齿形图：

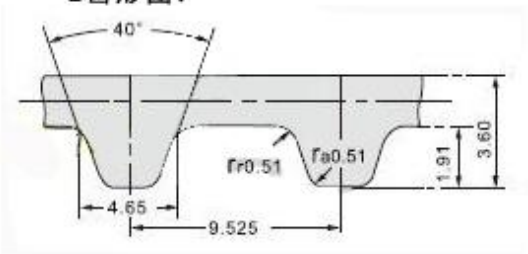

L 梯形同步带规格、型号、尺寸(节距=9.525mm)

Type	Pitch length	Teeth No.	Type	Pitch length	Teeth No.	Type	Pitch length	Teeth No.
规格	节线长	齿数	规格	节线长	齿数	规格	节线长	齿数
86 L	219.08	23	277 L	704.85	74	465 L	1181.10	124
98 L	247.65	26	280 L	714.38	75	480 L	1219.20	128
100 L	257.18	27	285 L	723.90	76	495 L	1257.00	132
109 L	276.23	29	300 L	762.00	80	500 L	1266.83	133
113 L	285.75	30	304 L	771.53	81	510 L	1295.40	136
124 L	314.33	33	315 L	800.10	84	525 L	1333.50	140
130 L	333.38	35	319 L	809.63	85	540 L	1371.60	144
135 L	342.90	36	322 L	819.15	86	548 L	1390.65	146
143 L	361.95	38	328 L	828.68	87	555 L	1409.70	148
150 L	381.00	40	330 L	838.20	88	560 L	1419.23	149
154 L	390.53	41	334 L	847.73	89	570 L	1447.80	152
158 L	400.05	42	337 L	857.25	90	574 L	1457.33	153
161 L	409.58	43	341 L	866.78	91	581 L	1476.38	155
165 L	419.10	44	345 L	876.30	92	585 L	1485.90	156
169 L	428.63	45	352 L	895.35	94	600 L	1524.00	160
173 L	438.15	46	355 L	904.88	95	619 L	1571.63	165
177 L	447.68	47	360 L	914.40	96	630 L	1600.20	168
180 L	457.20	48	367 L	933.45	98	660 L	1676.40	176
185 L	466.73	49	375 L	952.50	100	675 L	1717.50	180
187 L	476.25	50	382 L	971.55	102	694 L	1762.13	185
191 L	485.78	51	390 L	990.60	104	697 L	1771.65	186
195 L	495.30	52	394 L	1000.13	105	701 L	1781.18	187
203 L	514.35	54	397 L	1009.65	106	720 L	1828.80	192
210 L	533.40	56	400 L	1019.18	107	728 L	1847.85	194
220 L	561.98	59	405 L	1028.70	108	731 L	1857.39	195
225 L	571.50	60	408 L	1038.23	109	739 L	1876.43	197
230 L	581.03	61	412 L	1047.75	110	765 L	1943.10	204
240 L	609.60	64	420 L	1066.80	112	791 L	2009.78	211
244 L	619.13	65	427 L	1085.85	114	874 L	2219.33	233
250 L	638.18	67	435 L	1104.90	116	900 L	2286.00	240
255 L	647.70	68	439 L	1114.43	117	982 L	2495.55	262
263 L	666.75	70	442 L	1123.95	118	994 L	2524.13	265
270 L	685.80	72	450 L	1143.00	120	1043 L	2647.95	278
275 L	695.33	73	453 L	1152.53	121	1148 L	2914.65	306
						1988 L	5048.25	530

H 同步带 H TIMING BELT

表示方法：

200 H 075

带宽0.75英寸，19.1mm

规格型号，节距=12.7mm

节线长度20英寸，508.00mm

H齿形图：

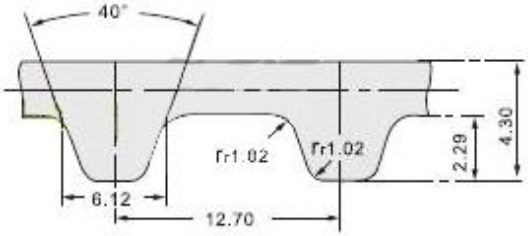

H 梯形同步带规格、型号、尺寸(节距=12.70mm)

Type	Pitch length	Teeth No.	Type	Pitch length	Teeth No.	Type	Pitch length	Teeth No.
规格	节线长	齿数	规格	节线长	齿数	规格	节线长	齿数
145 H	368.30	29	430 H	1092.20	86	760 H	1930.40	152
185 H	469.90	37	435 H	1104.90	87	770 H	1955.80	154
200 H	508.00	40	440 H	1117.60	88	780 H	1981.20	156
210 H	533.40	42	445 H	1130.30	89	800 H	2032.00	160
220 H	558.80	44	450 H	1143.00	90	810 H	2032.00	162
225 H	571.50	45	460 H	1168.40	92	830 H	2108.20	166
230 H	584.20	46	465 H	1181.10	93	840 H	2133.60	168
240 H	609.60	48	470 H	1193.80	94	850 H	2159.00	170
245 H	622.30	49	480 H	1219.20	96	870 H	2209.80	174
250 H	635.00	50	485 H	1231.90	97	880 H	2235.20	176
255 H	647.70	51	490 H	1244.60	98	900 H	2286.00	180
260 H	660.40	52	500 H	1270.00	100	940 H	2387.60	188
270 H	685.80	54	510 H	1295.40	102	950 H	2413.00	190
280 H	711.20	56	515 H	1308.10	103	960 H	2438.40	192
285 H	723.90	57	520 H	1320.80	104	980 H	2489.20	196
290 H	736.60	58	525 H	1333.50	105	1000 H	2540.00	200
300 H	762.00	60	530 H	1346.20	106	1020 H	2590.80	204
310 H	787.40	62	540 H	1371.60	108	1050 H	2667.00	210
315 H	800.10	63	550 H	1397.00	110	1070 H	2717.80	214
320 H	812.80	64	560 H	1422.40	112	1100 H	2794.00	220
330 H	838.20	66	570 H	1447.80	114	1120 H	2844.80	224
340 H	863.60	68	580 H	1473.20	116	1130 H	2870.20	226
345 H	876.30	69	590 H	1498.60	118	1140 H	2895.60	228
350 H	889.00	70	600 H	1524.00	120	1150 H	2921.00	230
360 H	914.40	72	630 H	1600.20	126	1160 H	2946.40	232
365 H	927.10	73	640 H	1625.60	128	1180 H	2997.20	236
370 H	939.80	74	650 H	1651.00	130	1200 H	3048.00	240
375 H	952.50	75	660 H	1676.40	132	1250 H	3175.00	250
380 H	965.50	76	670 H	1701.80	134	1325 H	3365.50	265
385 H	977.90	77	680 H	1727.20	136	1350 H	3429.00	270
390 H	990.60	78	700 H	1778.00	140	1400 H	2556.00	280
395 H	1003.30	79	710 H	1803.40	142	1450 H	3683.00	290
400 H	1016.00	80	720 H	1828.80	144	1560 H	3962.40	312
405 H	1028.70	81	725 H	1841.50	145	1600 H	4064.00	320
410 H	1041.40	82	730 H	1854.20	146	1630 H	4140.20	326
420 H	1066.80	84	740 H	1879.60	148	1700 H	4318.00	340
425 H	1079.50	85	750 H	1905.00	150	2200 H	5588.00	440

XH XXH T2.5 同步带 XH XXH T2.5 TIMING BELT

XH齿形图：

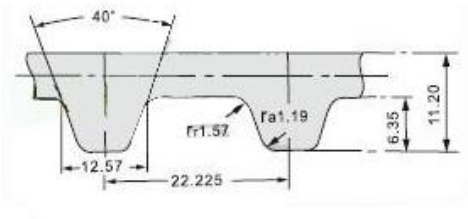

XXH齿形图：

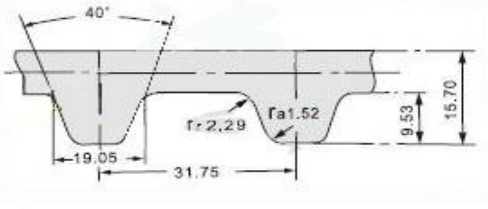

XH 梯形同步带规格、型号、尺寸(节距=22.225mm)

Type 规格	Pitch length 节线长	Teeth No. 齿数
464 XH	1177.93	53
473 XH	1200.15	54
507 XH	1289.05	58
560 XH	1422.40	64
570 XH	1444.63	65
580 XH	1466.85	66
630 XH	1600.20	72
700 XH	1778.00	80
735 XH	1866.90	84
752 XH	1911.35	86
770 XH	1955.80	88
800 XH	2022.48	91
823 XH	2090.42	94
840 XH	2133.60	96
927 XH	2355.85	106
980 XH	2489.20	112
1000 XH	2533.65	114
1120 XH	2844.80	128
1260 XH	3200.40	144
1400 XH	3556.00	160
1540 XH	3911.60	176
1575 XH	4000.50	180
1750 XH	4445.00	200
1873 XH	4756.15	214
1925 XH	4889.50	220

XXH 梯形同步带规格、型号、尺寸(节距=31.750mm)

Type 规格	Pitch length 节线长	Teeth No. 齿数
700 XXH	1778.00	56
800 XXH	2032.00	64
900 XXH	2286.00	72
1000 XXH	2540.00	80
1200 XXH	3048.00	96
1400 XXH	3556.00	112
1563 XXH	3968.75	125
1600 XXH	4064.00	128
1700 XXH	4318.00	136
1800 XXH	4572.00	144

T2.5 梯形同步带规格、型号、尺寸(节距=2.50mm)

Type 规格	Pitch length 节线长	Teeth No. 齿数
T2.5×145	145.00	58
T2.5×157.5	157.50	63
T2.5×160	160.00	64
T2.5×172.5	172.50	69
T2.5×177.5	177.50	71
T2.5×185	185.00	74
T2.5×200	200.00	80
T2.5×230	230.00	92
T2.5×245	245.00	98
T2.5×265	265.00	106
T2.5×272.5	272.50	109
T2.5×275	275.00	110
T2.5×280	280.00	112
T2.5×285	285.00	114
T2.5×300	300.00	120
T2.5×305	305.00	122
T2.5×330	330.00	132
T2.5×335	335.00	134
T2.5×355	355.00	142
T2.5×380	380.00	152
T2.5×420	420.00	168
T2.5×450	450.00	180
T2.5×480	480.00	192
T2.5×500	500.00	200
T2.5×512.5	512.50	205
T2.5×580	580.00	232
T2.5×620	620.00	248
T2.5×625	625.00	250
T2.5×690	690.00	276
T2.5×780	780.00	312
T2.5×860	860.00	344

T5 同步带 T5 TIMING BELT

表示方法：

T5 X 450 X 9

带宽为9mm

节线长度为450mm

节距代号（型号）

T5齿形图：

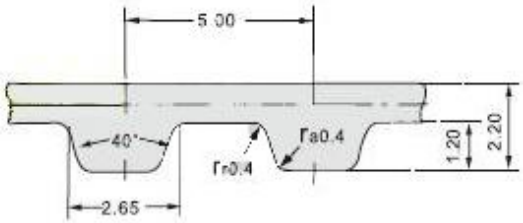

T5 梯形同步带规格、型号、尺寸(节距=5.00mm)

Type 规格	Pitch length 节线长	Teeth No. 齿数	Type 规格	Pitch length 节线长	Teeth No. 齿数	Type 规格	Pitch length 节线长	Teeth No. 齿数
T5×150	150.00	30	T5×410	410.00	82	T5×720	720	144
T5×185	185.00	37	T5×420	420.00	84	T5×725	725	145
T5×200	200.00	40	T5×425	425.00	85	T5×740	740	148
T5×210	210.00	42	T5×450	450.00	90	T5×750	750	150
T5×215	215.00	43	T5×455	455.00	91	T5×780	780	156
T5×220	220.00	44	T5×460	460.00	92	T5×800	800	160
T5×225	225.00	45	T5×475	475.00	95	T5×810	810	162
T5×240	240.00	48	T5×480	480.00	96	T5×815	815	163
T5×245	245.00	49	T5×500	500.00	100	T5×840	840	168
T5×250	250.00	50	T5×510	510.00	102	T5×850	850	170
T5×255	255.00	51	T5×525	525.00	105	T5×860	860	172
T5×260	260.00	52	T5×545	545.00	109	T5×880	880	176
T5×270	270.00	54	T5×550	550.00	110	T5×900	900	180
T5×275	275.00	55	T5×560	560.00	112	T5×990	990	198
T5×280	280.00	56	T5×575	575.00	115	T5×1000	1000	200
T5×295	295.00	59	T5×590	590.00	118	T5×1050	1050	210
T5×300	300.00	60	T5×600	600.00	120	T5×1075	1075.00	210
T5×305	305.00	61	T5×610	610.00	122	T5×1100	1100.00	220
T5×320	320.00	64	T5×620	620.00	124	T5×1200	1200.00	240
T5×325	325.00	65	T5×625	625	125	T5×1215	1215.00	243
T5×330	330.00	66	T5×630	630	126	T5×1270	1270.00	254
T5×340	340.00	68	T5×635	635	127	T5×1380	1380.00	276
T5×350	350.00	70	T5×650	650	130	T5×1420	1420.00	284
T5×355	355.00	71	T5×670	670	134	T5×1630	1630.00	326
T5×365	365.00	73	T5×675	675	135	T5×1780	1780.00	356
T5×375	375.00	75	T5×690	690	138	T5×1800	1800.00	360
T5×390	390.00	78	T5×700	700	140	T5×1960	1960.00	392
T5×400	400.00	80	T5×710	710	142			

T10 同步带 T10 TIMING BELT

表示方法：

T10 X 600 X 40

带宽为40mm

节线长度为600mm

节距代号（型号）

T10齿形图：

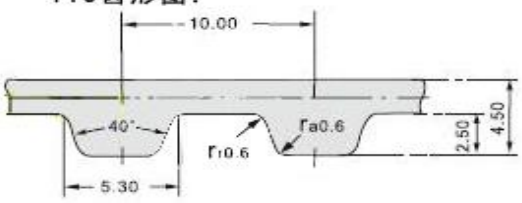

T10 梯形同步带规格、型号、尺寸(节距=10.00mm)

Type 规格	Pitch length 节线长	Teeth No. 齿数	Type 规格	Pitch length 节线长	Teeth No. 齿数	Type 规格	Pitch length 节线长	Teeth No. 齿数
T10×340	340.00	34	T10×950	950.00	95	T10×1720	1720.00	172
T10×400	400.00	40	T10×960	960.00	96	T10×1750	1750.00	175
T10×410	410.00	41	T10×980	980.00	98	T10×1780	1780.00	178
T10×440	440.00	44	T10×1000	1000.00	100	T10×1800	1800.00	180
T10×450	450.00	45	T10×1010	1010.00	101	T10×1860	1860.00	186
T10×460	460.00	46	T10×1040	1040.00	104	T10×1880	1880.00	188
T10×480	480.00	48	T10×1050	1050.00	105	T10×1980	1980.00	198
T10×500	500.00	50	T10×1080	1080.00	108	T10×2020	2020.00	202
T10×530	530.00	53	T10×1100	1100.00	110	T10×2100	2100.00	210
T10×550	550.00	55	T10×1140	1140.00	114	T10×2200	2200.00	220
T10×560	560.00	56	T10×1150	1150.00	115	T10×2250	2250.00	225
T10×570	570.00	57	T10×1200	1200.00	120	T10×2300	2300.00	230
T10×600	600.00	60	T10×1210	1210.00	121	T10×2360	2360.00	236
T10×610	610.00	61	T10×1240	1240.00	124	T10×2380	2380.00	238
T10×630	630.00	63	T10×1250	1250.00	125	T10×2480	2480.00	248
T10×650	650.00	65	T10×1280	1280.00	128	T10×2500	2500.00	250
T10×660	660.00	66	T10×1300	1300.00	130	T10×2550	2550.00	255
T10×700	700.00	70	T10×1320	1320.00	132	T10×2580	2580.00	258
T10×720	720.00	72	T10×1350	1350.00	135	T10×2800	2800.00	280
T10×730	730.00	73	T10×1390	1390.00	139	T10×2880	2880.00	288
T10×750	750.00	75	T10×1400	1400.00	140	T10×3000	3000.00	300
T10×780	780.00	78	T10×1420	1420.00	142	T10×3300	3300.00	330
T10×800	800.00	80	T10×1440	1440.00	144	T10×3500	3500.00	350
T10×810	810.00	81	T10×1450	1450.00	145	T10×3600	3600.00	360
T10×840	840.00	84	T10×1460	1460.00	146	T10×3680	3680.00	368
T10×850	850.00	85	T10×1500	1500.00	150	T10×4280	4280.00	428
T10×880	880.00	88	T10×1560	1560.00	156	T10×4680	4680.00	468
T10×890	890.00	89	T10×1600	1600.00	160	T10×5060	5060.00	506
T10×900	900.00	90	T10×1610	1610.00	161	T10×5360	5360.00	536
T10×910	910.00	91	T10×1640	1640.00	164			
T10×920	920.00	92	T10×1700	1700.00	170			

T20 同步带 T20 TIMING BELT

表示方法：

T20 X1220 X 100

带宽为100mm

节线长度为1220mm

节距代号(型号)

T20齿形图：

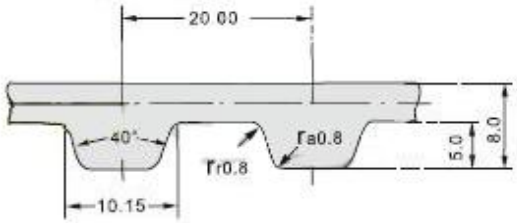

T20 梯形同步带规格、型号、尺寸(节距=20.00mm)

Type 规格	Pitch length 节线长	Teeth No. 齿数
T20×1220	1220.00	61
T20×1240	1240.00	62
T20×1260	1260.00	63
T20×1280	1280.00	64
T20×1320	1320.00	66
T20×1460	1460.00	73
T20×1680	1680.00	84
T20×1700	1700.00	85
T20×1760	1760.00	88
T20×1780	1780.00	89
T20×1880	1880.00	94
T20×2200	2200.00	110
T20×2240	2240.00	112
T20×2600	2600.00	130
T20×2720	2720.00	136
T20×2760	2760.00	138
T20×3100	3100.00	155
T20×3620	3620.00	181
T20×4760	4760.00	238

3M 同步带 3M TIMING BELT

表示方法：

180 - 3M - 9

带宽9mm

规格型号，节距=3.00mm

节线长度180mm

3M齿形图：

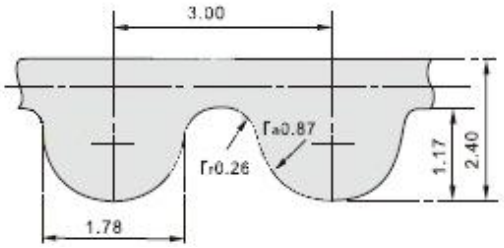

3M 圆弧齿同步带规格、型号、尺寸(节距=3.00mm)

Type	Pitch length	Teeth No.	Type	Pitch length	Teeth No.	Type	Pitch length	Teeth No.
规格	节线长	齿数	规格	节线长	齿数	规格	节线长	齿数
111-3M	111.00	37	285-3M	285.00	95	501-3M	501.00	167
120-3M	120.00	40	288-3M	288.00	96	513-3M	513.00	171
129-3M	129.00	43	291-3M	291.00	97	519-3M	519.00	173
135-3M	135.00	45	294-3M	294.00	98	522-3M	522.00	174
141-3M	141.00	47	297-3M	297.00	99	531-3M	531.00	177
150-3M	150.00	50	300-3M	300.00	100	537-3M	537.00	179
153-3M	153.00	51	306-3M	306.00	102	546-3M	546.00	182
156-3M	156.00	52	309-3M	309.00	103	552-3M	552.00	184
159-3M	159.00	53	312-3M	312.00	104	564-3M	564.00	188
165-3M	165.00	55	315-3M	315.00	105	576-3M	576.00	192
171-3M	171.00	57	318-3M	318.00	106	582-3M	582.00	194
174-3M	174.00	58	324-3M	324.00	108	597-3M	597.00	199
177-3M	177.00	59	327-3M	327.00	109	606-3M	606.00	202
180-3M	180.00	60	330-3M	330.00	110	609-3M	609.00	203
189-3M	189.00	63	336-3M	336.00	112	612-3M	612.00	204
192-3M	192.00	64	339-3M	339.00	113	630-3M	630.00	210
195-3M	195.00	65	345-3M	345.00	115	633-3M	633.00	211
201-3M	201.00	67	348-3M	348.00	116	648-3M	648.00	216
204-3M	204.00	68	351-3M	351.00	117	654-3M	654.00	218
207-3M	207.00	69	354-3M	354.00	118	669-3M	669.00	223
210-3M	210.00	70	357-3M	357.00	119	675-3M	675.00	225
213-3M	213.00	71	363-3M	363.00	121	699-3M	699.00	233
219-3M	219.00	73	369-3M	369.00	122	711-3M	711.00	237
222-3M	222.00	74	375-3M	375.00	123	750-3M	750.00	250
225-3M	225.00	75	384-3M	384.00	128	753-3M	753.00	251
228-3M	228.00	76	390-3M	390.00	130	801-3M	801.00	267
237-3M	237.00	79	399-3M	399.00	133	813-3M	813.00	271
240-3M	240.00	80	405-3M	405.00	135	885-3M	885.00	295
246-3M	246.00	82	411-3M	411.00	137	900-3M	900.00	300
252-3M	252.00	84	420-3M	420.00	140	939-3M	939.00	313
255-3M	255.00	85	426-3M	426.00	142	1125-3M	1125.00	375
261-3M	261.00	87	432-3M	432.00	144	1245-3M	1245.00	415
264-3M	264.00	88	447-3M	447.00	149	1569-3M	1569.00	523
267-3M	267.00	89	459-3M	459.00	153	1800-3M	1800.00	600
270-3M	270.00	90	474-3M	474.00	158	2388-3M	2388.00	796
276-3M	276.00	92	480-3M	480.00	160	2640-3M	2640.00	880
279-3M	279.00	93	486-3M	486.00	162	3000-3M	3000.00	1000
282-3M	282.00	94	495-3M	495.00	165			

表示方法：

250 – 5M – 15

- 带宽15mm
- 规格型号，节距=5.00mm
- 节线长度250mm

5M齿形图：

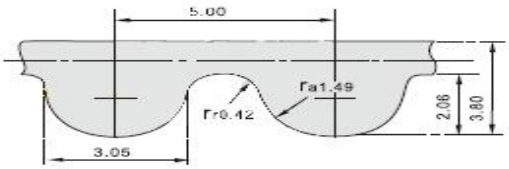

5M 圆弧齿同步带规格、型号、尺寸(节距=5.00mm)

Type	Pitch length	Teeth No.	Type	Pitch length	Teeth No.	Type	Pitch length	Teeth No.
规格	节线长	齿数	规格	节线长	齿数	规格	节线长	齿数
180-5M	180.00	36	565-5M	565.00	113	950-5M	950.00	190
210-5M	210.00	42	570-5M	570.00	114	960-5M	960.00	192
225-5M	225.00	45	575-5M	575.00	115	965-5M	965.00	193
235-5M	235.00	47	580-5M	580.00	116	975-5M	975.00	195
250-5M	250.00	50	585-5M	585.00	117	980-5M	980.00	196
265-5M	265.00	53	590-5M	590.00	118	1000-5M	1000.00	200
280-5M	280.00	56	600-5M	600.00	120	1050-5M	1050.00	210
285-5M	285.00	57	610-5M	610.00	122	1080-5M	1080.00	216
295-5M	295.00	59	615-5M	615.00	123	1100-5M	1100.00	220
300-5M	300.00	60	625-5M	625.00	125	1125-5M	1125.00	225
305-5M	305.00	61	630-5M	630.00	126	1145-5M	1145.00	229
310-5M	310.00	62	635-5M	635.00	127	1150-5M	1150.00	230
320-5M	320.00	64	640-5M	640.00	128	1160-5M	1160.00	232
325-5M	325.00	65	645-5M	645.00	129	1175-5M	1175.00	235
330-5M	330.00	66	650-5M	650.00	130	1190-5M	1190.00	238
335-5M	335.00	67	655-5M	655.00	131	1200-5M	1200.00	240
340-5M	340.00	68	670-5M	670.00	134	1210-5M	1210.00	242
345-5M	345.00	69	690-5M	690.00	138	1225-5M	1225.00	245
350-5M	350.00	70	695-5M	695.00	139	1250-5M	1250.00	250
355-5M	355.00	71	700-5M	700.00	140	1270-5M	1270.00	254
360-5M	360.00	72	710-5M	710.00	142	1340-5M	1340.00	268
365-5M	365.00	63	715-5M	715.00	143	1350-5M	1350.00	270
375-5M	375.00	75	720-5M	720.00	144	1380-5M	1380.00	276
385-5M	385.00	77	730-5M	730.00	146	1400-5M	1400.00	280
400-5M	400.00	80	740-5M	740.00	148	1420-5M	1420.00	284
405-5M	405.00	81	745-5M	745.00	149	1455-5M	1455.00	291
410-5M	410.00	82	750-5M	750.00	150	1490-5M	1490.00	298
420-5M	420.00	84	755-5M	755.00	151	1500-5M	1500.00	300
425-5M	425.00	85	770-5M	770.00	154	1595-5M	1595.00	319
450-5M	450.00	90	780-5M	780.00	156	1690-5M	1690.00	338
460-5M	460.00	92	800-5M	800.00	160	1700-5M	1700.00	340
470-5M	470.00	94	810-5M	810.00	162	1720-5M	1720.00	344
475-5M	475.00	95	815-5M	815.00	163	1760-5M	1760.00	352
480-5M	480.00	96	825-5M	825.00	165	1800-5M	1800.00	360
490-5M	490.00	98	830-5M	830.00	166	1870-5M	1870.00	374
500-5M	500.00	100	835-5M	835.00	167	2000-5M	2000.00	400
505-5M	505.00	101	845-5M	845.00	169	2050-5M	2050.00	410
520-5M	520.00	104	850-5M	850.00	170	2100-5M	2100.00	420
525-5M	525.00	105	860-5M	860.00	172	2250-5M	2250.00	450
530-5M	530.00	106	890-5M	890.00	178	2350-5M	2350.00	470
535-5M	535.00	107	900-5M	900.00	180	2500-5M	2500.00	500
540-5M	540.00	108	920-5M	920.00	184	3255-5M	3255.00	651
550-5M	550.00	110	925-5M	925.00	185	3750-5M	3750.00	750
560-5M	560.00	112	935-5M	935.00	187	3770-5M	3770.00	754

表示方法：

600 – 8M – 25

- 带宽25mm
- 规格型号，节距=8.00mm
- 节线长度600mm

8M齿形图：

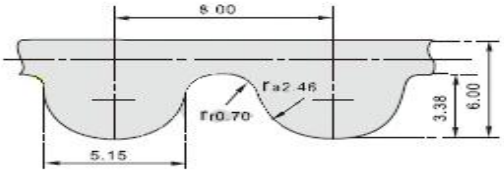

8M 圆弧齿同步带规格、型号、尺寸(节距=8.00mm)

Type	Pitch length	Teeth No.	Type	Pitch length	Teeth No.	Type	Pitch length	Teeth No.
规格	节线长	齿数	规格	节线长	齿数	规格	节线长	齿数
288-8M	288.00	36	968-8M	968.00	121	1600-8M	1600.00	200
368-8M	368.00	46	976-8M	976.00	122	1608-8M	1608.00	201
376-8M	376.00	47	984-8M	984.00	123	1624-8M	1624.00	203
384-8M	384.00	48	1000-8M	1000.00	125	1640-8M	1640.00	205
400-8M	400.00	50	1032-8M	1032.00	129	1648-8M	1648.00	206
416-8M	416.00	52	1040-8M	1040.00	130	1680-8M	1680.00	210
424-8M	424.00	53	1048-8M	1048.00	131	1696-8M	1696.00	212
480-8M	480.00	60	1056-8M	1056.00	132	1728-8M	1728.00	216
496-8M	496.00	62	1064-8M	1064.00	133	1760-8M	1760.00	220
512-8M	512.00	64	1080-8M	1080.00	135	1800-8M	1800.00	225
536-8M	536.00	67	1096-8M	1096.00	137	1824-8M	1824.00	228
552-8M	552.00	69	1104-8M	1104.00	138	1840-8M	1840.00	230
560-8M	560.00	70	1120-8M	1120.00	140	1888-8M	1888.00	236
568-8M	568.00	71	1128-8M	1128.00	141	1896-8M	1896.00	237
576-8M	576.00	72	1136-8M	1136.00	142	1904-8M	1904.00	238
584-8M	584.00	73	1144-8M	1144.00	143	2000-8M	2000.00	250
600-8M	600.00	75	1152-8M	1152.00	144	2008-8M	2008.00	251
608-8M	608.00	76	1160-8M	1160.00	145	2032-8M	2032.00	254
624-8M	624.00	78	1168-8M	1168.00	146	2080-8M	2080.00	260
632-8M	632.00	79	1176-8M	1176.00	147	2104-8M	2104.00	263
640-8M	640.00	80	1184-8M	1184.00	148	2160-8M	2160.00	270
656-8M	656.00	82	1192-8M	1192.00	149	2176-8M	2176.00	272
680-8M	680.00	85	1200-8M	1200.00	150	2200-8M	2200.00	275
688-8M	688.00	86	1216-8M	1216.00	152	2208-8M	2208.00	276
712-8M	712.00	89	1224-8M	1224.00	153	2240-8M	2240.00	280
720-8M	720.00	90	1248-8M	1248.00	156	2248-8M	2248.00	281
760-8M	760.00	95	1256-8M	1256.00	157	2272-8M	2272.00	284
776-8M	776.00	97	1264-8M	1264.00	158	2304-8M	2304.00	288
800-8M	800.00	100	1272-8M	1272.00	159	2392-8M	2392.00	299
824-8M	824.00	103	1280-8M	1280.00	160	2400-8M	2400.00	300
840-8M	840.00	105	1304-8M	1304.00	163	2504-8M	2504.00	313
848-8M	848.00	106	1312-8M	1312.00	164	2600-8M	2600.00	325
856-8M	856.00	107	1344-8M	1344.00	168	2656-8M	2656.00	332
864-8M	864.00	108	1360-8M	1360.00	170	2800-8M	2800.00	350
872-8M	872.00	109	1392-8M	1392.00	174	2840-8M	2840.00	355
880-8M	880.00	110	1400-8M	1400.00	175	2848-8M	2848.00	356
888-8M	888.00	111	1408-8M	1408.00	176	3048-8M	3048.00	381
896-8M	896.00	112	1424-8M	1424.00	178	3120-8M	3120.00	390
920-8M	920.00	115	1440-8M	1440.00	180	3200-8M	3200.00	400
928-8M	928.00	116	1480-8M	1480.00	185	3280-8M	3280.00	410
936-8M	936.00	117	1520-8M	1520.00	190	3400-8M	3400.00	425
944-8M	944.00	118	1560-8M	1560.00	195	3600-8M	3600.00	450
952-8M	952.00	119	1576-8M	1576.00	197	4400-8M	4400.00	550
960-8M	960.00	120	1584-8M	1584.00	198	5120-8M	5120.00	640

14M 20M 同步带 14M 20M TIMING BELT

表示方法：

2000 - 20M - 115

带宽115mm

规格型号，节距=20.00mm

节线长度2000mm

20M齿形图：

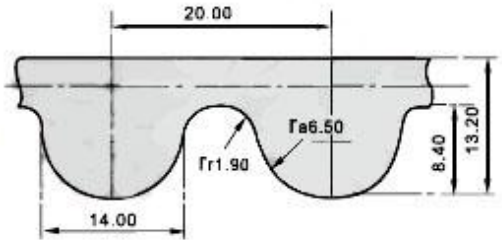

20M 圆孤齿同步带规格、型号、尺寸(节距=20.00mm)

Type	Pitch length	Teeth No.	Type	Pitch length	Teeth No.	Type	Pitch length	Teeth No.
规格	节线长	齿数	规格	节线长	齿数	规格	节线长	齿数
966-14M	966.00	69	1890-14M	1890.00	135	2000-20M	2000.00	100
1036-14M	1036.00	74	1946-14M	1946.00	139	2500-20M	2500.00	125
1050-14M	1050.00	75	1960-14M	1960.00	140	3200-20M	3200.00	160
1092-14M	1092.00	78	2002-14M	2002.00	143	3220-20M	3220.00	161
1120-14M	1120.00	80	2044-14M	2044.00	146	3400-20M	3400.00	170
1190-14M	1190.00	85	2100-14M	2100.00	150	3800-20M	3800.00	190
1246-14M	1246.00	89	2240-14M	2240.00	160	4200-20M	4200.00	210
1260-14M	1260.00	90	2310-14M	2310.00	165	4600-20M	4600.00	230
1344-14M	1344.00	96	2380-14M	2380.00	170	5000-20M	5000.00	250
1400-14M	1400.00	100	2450-14M	2450.00	175	5200-20M	5200.00	260
1442-14M	1442.00	103	2590-14M	2590.00	185			
1456-14M	1456.00	104	2660-14M	2660.00	190			
1540-14M	1540.00	110	2800-14M	2800.00	200			
1568-14M	1568.00	112	3038-14M	3038.00	217			
1610-14M	1610.00	115	3150-14M	3150.00	225			
1652-14M	1652.00	118	3360-14M	3360.00	240			
1750-14M	1750.00	125	3500-14M	3500.00	250			
1764-14M	1764.00	126	3850-14M	3850.00	275			
1778-14M	1778.00	127	4326-14M	4326.00	309			
1808-14M	1808.00	129	4578-14M	4578.00	327			
1820-14M	1820.00	130	4760-14M	4760.00	340			

S2M S3M 同步带 S2M S3M TIMING BELT

表示方法：

STD100 - S2M - 6

- 带宽6mm
- 规格型号，节距=2.00mm
- 节线长度100mm

S2M齿形图：

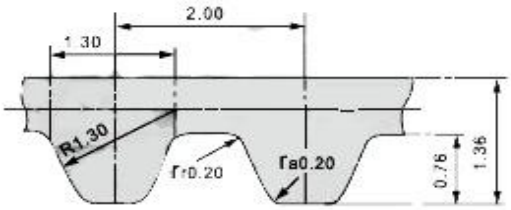

S2M 圆弧齿同步带规格、型号、尺寸(节距=2.00mm)

Type 规格	Pitch length 节线长	Teeth No. 齿数	Type 规格	Pitch length 节线长	Teeth No. 齿数	Type 规格	Pitch length 节线长	Teeth No. 齿数
S2M-80	80.00	40	S2M-180	180.00	90	S2M-360	360.00	180
S2M-88	88.00	44	S2M-182	182.00	91	S2M-370	370.00	185
S2M-100	100.00	50	S2M-190	190.00	95	S2M-376	376.00	188
S2M-112	112.00	56	S2M-194	194.00	97	S2M-400	400.00	200
S2M-118	118.00	59	S2M-200	200.00	100	S2M-426	426.00	213
S2M-120	120.00	60	S2M-212	212.00	106	S2M-440	440.00	220
S2M-122	122.00	61	S2M-224	224.00	112	S2M-448	448.00	224
S2M-124	124.00	62	S2M-236	236.00	118	S2M-452	452.00	226
S2M-126	126.00	63	S2M-240	240.00	120	S2M-460	460.00	230
S2M-130	130.00	65	S2M-244	244.00	122	S2M-492	492.00	246
S2M-134	134.00	67	S2M-248	248.00	124	S2M-494	494.00	247
S2M-138	138.00	69	S2M-250	250.00	125	S2M-500	500.00	250
S2M-142	142.00	71	S2M-260	260.00	130	S2M-520	520.00	260
S2M-144	144.00	72	S2M-264	264.00	132	S2M-560	560.00	280
S2M-146	146.00	73	S2M-280	280.00	140	S2M-630	630.00	315
S2M-152	152.00	76	S2M-284	284.00	142	S2M-710	710.00	355
S2M-156	156.00	78	S2M-288	288.00	144	S2M-800	800.00	400
S2M-160	160.00	80	S2M-308	308.00	154	S2M-900	900.00	450
S2M-164	164.00	82	S2M-322	322.00	161	S2M-3000	3000.00	1500
S2M-170	170.00	85	S2M-320	320.00	160	S2M-3672	3672.00	1836
S2M-172	172.00	86	S2M-354	354.00	177			

S3M 圆弧齿同步带规格、型号、尺寸(节距=3.00mm)

Type 规格	Pitch length 节线长	Teeth No. 齿数	Type 规格	Pitch length 节线长	Teeth No. 齿数	Type 规格	Pitch length 节线长	Teeth No. 齿数
S3M-150	150.00	50	S3M-327	327.00	109	S3M-582	582.00	194
S3M-174	174.00	58	S3M-339	339.00	113	S3M-585	585.00	195
S3M-177	177.00	59	S3M-357	357.00	119	S3M-597	597.00	199
S3M-192	192.00	64	S3M-360	360.00	120	S3M-600	600.00	200
S3M-201	201.00	67	S3M-384	384.00	128	S3M-606	606.00	202
S3M-207	207.00	69	S3M-399	399.00	133	S3M-633	633.00	211
S3M-210	210.00	70	S3M-408	408.00	136	S3M-636	636.00	212
S3M-219	219.00	73	S3M-420	420.00	140	S3M-660	660.00	220
S3M-225	225.00	75	S3M-432	432.00	144	S3M-699	699.00	233
S3M-240	240.00	80	S3M-453	453.00	151	S3M-714	714.00	238
S3M-246	246.00	82	S3M-486	486.00	162	S3M-750	750.00	240
S3M-252	252.00	84	S3M-504	504.00	168	S3M-810	810.00	270
S3M-255	255.00	85	S3M-507	507.00	169	S3M-900	900.00	300
S3M-276	276.00	92	S3M-537	537.00	179	S3M-1050	1050.00	350
S3M-300	300.00	100	S3M-564	564.00	188	S3M-1188	1188.00	396
S3M-312	312.00	104	S3M-573	573.00	191			

表示方法：

STD500 - S5M - 15

带宽15mm

规格型号，节距=5.00mm

节线长度500mm

S5M齿形图：

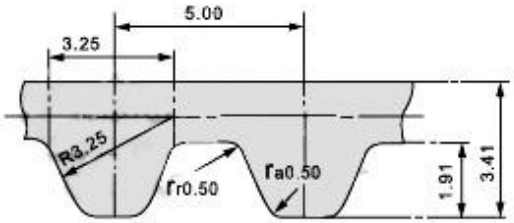

S5M 圆孤齿同步带规格、型号、尺寸(节距=5.00mm)

Type 规格	Pitch length 节线长	Teeth No. 齿数	Type 规格	Pitch length 节线长	Teeth No. 齿数	Type 规格	Pitch length 节线长	Teeth No. 齿数
S5M-150	150.00	30	S5M-500	500.00	100	S5M-810	810.00	162
S5M-250	250.00	50	S5M-520	520.00	104	S5M-850	850.00	170
S5M-255	255.00	51	S5M-525	525.00	105	S5M-900	900.00	180
S5M-295	295.00	59	S5M-550	550.00	110	S5M-950	950.00	190
S5M-300	300.00	60	S5M-560	560.00	112	S5M-975	975.00	195
S5M-325	325.00	65	S5M-575	575.00	115	S5M-1000	1000.00	200
S5M-335	335.00	67	S5M-600	600.00	120	S5M-1050	1050.00	210
S5M-340	340.00	68	S5M-625	625.00	125	S5M-1125	1125.00	225
S5M-355	355.00	71	S5M-650	650.00	130	S5M-1270	1270.00	254
S5M-375	375.00	75	S5M-670	670.00	134	S5M-1350	1350.00	270
S5M-400	400.00	80	S5M-675	675.00	135	S5M-1420	1420.00	284
S5M-410	410.00	82	S5M-695	695.00	139	S5M-1595	1595.00	319
S5M-420	420.00	84	S5M-700	700.00	140	S5M-1800	1800.00	360
S5M-425	425.00	85	S5M-710	710.00	142	S5M-2000	2000.00	400
S5M-475	475.00	95	S5M-750	750.00	150			
S5M-490	490.00	98	S5M-800	800.00	160			

S8M 同步带 S8M TIMING BELT

表示方法：

STD800 - S8M - 30

带宽30mm

规格型号，节距=8.00mm

节线长度800mm

S8M齿形图：

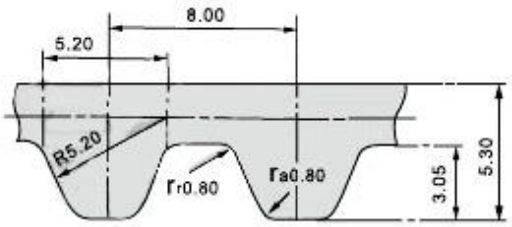

S8M 圆弧齿同步带规格、型号、尺寸(节距=8.00mm)

Type	Pitch length	Teeth No.	Type	Pitch length	Teeth No.	Type	Pitch length	Teeth No.
规格	节线长	齿数	规格	节线长	齿数	规格	节线长	齿数
S8M-480	480.00	60	S8M-1032	1032.00	129	S8M-1512	1512.00	189
S8M-520	520.00	65	S8M-1040	1040.00	130	S8M-1600	1600.00	200
S8M-560	560.00	70	S8M-1056	1056.00	132	S8M-1624	1624.00	203
S8M-584	584.00	73	S8M-1080	1080.00	135	S8M-1680	1680.00	210
S8M-592	592.00	74	S8M-1096	1096.00	137	S8M-1728	1728.00	216
S8M-600	600.00	75	S8M-1120	1120.00	140	S8M-1760	1760.00	220
S8M-632	632.00	79	S8M-1136	1136.00	142	S8M-1792	1792.00	224
S8M-640	640.00	80	S8M-1152	1152.00	144	S8M-1800	1800.00	225
S8M-704	704.00	88	S8M-1160	1160.00	145	S8M-1880	1880.00	226
S8M-712	712.00	89	S8M-1184	1184.00	148	S8M-2000	2000.00	250
S8M-720	720.00	90	S8M-1192	1192.00	149	S8M-2032	2032.00	254
S8M-760	760.00	95	S8M-1200	1200.00	150	S8M-2056	2056.00	257
S8M-800	800.00	100	S8M-1224	1224.00	153	S8M-2120	2120.00	265
S8M-824	824.00	103	S8M-1248	1248.00	156	S8M-2240	2240.00	280
S8M-840	840.00	105	S8M-1256	1256.00	157	S8M-2272	2272.00	284
S8M-848	848.00	106	S8M-1280	1280.00	160	S8M-2400	2400.00	300
S8M-880	880.00	110	S8M-1296	1296.00	162	S8M-2600	2600.00	325
S8M-896	896.00	112	S8M-1304	1304.00	163	S8M-2800	2800.00	350
S8M-920	920.00	115	S8M-1312	1312.00	164	S8M-2848	2848.00	356
S8M-960	960.00	120	S8M-1320	1320.00	165	S8M-3200	3200.00	400
S8M-976	976.00	122	S8M-1344	1344.00	168	S8M-3400	3400.00	425
S8M-984	984.00	123	S8M-1352	1352.00	169	S8M-3440	3440.00	430
S8M-1000	1000.00	125	S8M-1360	1360.00	170	S8M-3600	3600.00	450
S8M-1016	1016.00	127	S8M-1400	1400.00	175	S8M-4000	4000.00	500
S8M-1024	1024.00	128	S8M-1440	1440.00	180			

S14M 同步带 S14M TIMING BELT

表示方法：

STD966 - S14M - 40

带宽40mm

规格型号，节距=14.00mm

节线长度966mm

S14M齿形图：

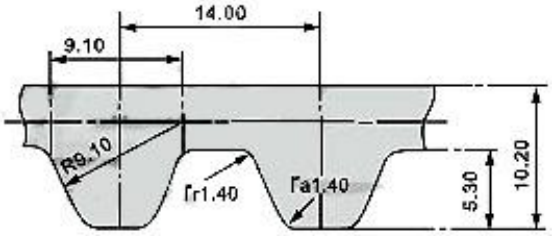

S14M 圆孤齿同步带规格、型号、尺寸(节距=14.00mm)

Type	Pitch length	Teeth No.	Type	Pitch length	Teeth No.	Type	Pitch length	Teeth No.
规格	节线长	齿数	规格	节线长	齿数	规格	节线长	齿数
S14M-966	966.00	69	S14M-1806	1806.00	129	S14M-250	2506.00	179
S14M-112	1120.00	80	S14M-1890	1890.00	135	S14M-259	2590.00	185
S14M-119	1190.00	85	S14M-1904	1904.00	136	S14M-280	2800.00	200
S14M-124	1246.00	89	S14M-1960	1960.00	140	S14M-313	3136.00	224
S14M-140	1400.00	100	S14M-2100	2100.00	150	S14M-315	3150.00	225
S14M-154	1540.00	110	S14M-2240	2240.00	160	S14M-350	3500.00	250
S14M-161	1610.00	115	S14M-2310	2310.00	165	S14M-385	3850.00	275
S14M-165	1652.00	118	S14M-2380	2380.00	170	S14M-432	4326.00	309
S14M-176	1764.00	126	S14M-2450	2450.00	175			

天津欧耐达传动机械贸易有限公司

Company Name:

Tianjin OuNaiDa Transmissions Machinery Co., Ltd.

Operational Address:

3-10-5,Beifangcheng,Miyun Road, Nankai District,Tianjin,

Tianjin, China

Website:

http://tjond.en.alibaba.com

http://www.tjond.com